



COMMISSION OF ARCHITECTURAL REVIEW

APPLICATION / CERTIFICATE OF APPROPRIATENESS

PROPERTY (Location of Work)

Address 815 East Grace Street

Historic District St. Paul's Episcopal Church

PROPOSED ACTION

- | | | |
|---|--|--|
| <input checked="" type="checkbox"/> Alteration (including paint colors) | <input type="checkbox"/> Rehabilitation | <input type="checkbox"/> Demolition |
| <input type="checkbox"/> Addition | <input type="checkbox"/> New Construction (Conceptual Review required) | |
| | <input type="checkbox"/> Conceptual Review | <input checked="" type="checkbox"/> Final Review |

OWNER

Name Rich Wolkiewicz

Company St. Paul's Episcopal Church

Mailing Address 815 East Grace Street
Richmond, VA 23219

Phone 801.516.8718

Email rwolkiewicz@stpaulsrva.org

Signature *Rich Wolkiewicz*

Date 5-25-2017

APPLICANT (if other than owner)

Name David Merrick

Company Rogers Krainak Architects, Inc.

Mailing Address 264 South Third Street
Columbus, OH 43215

Phone 614.461.0243 ex 208

Email dmerrick@rogerskrainak.com

Signature *David Merrick*

Date 05.25.17

ACKNOWLEDGEMENT OF RESPONSIBILITY

Requirements: A complete application includes all applicable information requested on checklists to provide a complete and accurate description of existing and proposed conditions. Preliminary review meeting or site visit with staff may be necessary to process the application. Owner contact information and signature is required. Late or incomplete applications will not be considered.

Zoning Requirements: Prior to CAR review, it is the responsibility of the applicant to determine if zoning approval is required and application materials should be prepared in compliance with zoning.

Compliance: If granted, you agree to comply with all conditions of the COA. Revisions to approved work require staff review and may require a new application and CAR approval. Failure to comply with the COA may result in project delays or legal action. The COA is valid for one (1) year and may be extended for an additional year, upon written request.

(Space below for staff use only)

Application received:

Date/Time _____

Complete Yes No

By _____

CERTIFICATE OF APPROPRIATENESS APPLICATION INSTRUCTIONS

Well in advance of the COA application deadline contact staff to discuss your project, application requirements, and if necessary, to make an appointment to meet with staff for a project consultation in the office or on-site. Visit the Commission of Architectural Review website for project guidance and forms:

<http://www.richmondgov.com/CommissionArchitecturalReview/index.aspx>

Division of Planning and Preservation	804.646.6335	Marianne.Pitts@Richmondgov.com
---------------------------------------	--------------	--------------------------------

SUBMISSION INSTRUCTIONS

Submit applications to the Division of Planning and Preservation, Rm. 510, 900 E. Broad Street

- One (1) signed and completed application – property owners signature required
- twelve (12) copies of supporting documentation, as indicated on appropriate check-list, collated and stapled

MEETING SCHEDULE

- Applications are due by 12 PM (noon) on the deadline date. Exception: revisions to items deferred, denied or presented conceptually at the previous CAR meeting are due 15 days in advance of the scheduled meeting.
- **Application deadlines are firm.** All materials must be submitted by the deadline to be considered at the following CAR meeting. Designs must be final at the time of application; revisions will not be accepted after the deadline. Incomplete and/or late applications will not be placed on the agenda.
- CAR will not accept new materials, revisions, or redesigns at the meeting. Deferral until the following month's meeting may be necessary in such cases to allow for adequate review by staff, commissioners, and public notice if required.
- CAR monthly meetings are held at 3:30 PM in the 5th floor conference room of City Hall, 900 E. Broad Street. The owner and/or applicant is *encouraged to attend* the meeting.

2017 Meeting Dates (Tuesdays unless noted otherwise)	Application Deadlines (Fridays unless noted otherwise)
January 24	December 22, 2016 (Thursday)
February 28	January 27
March 28	March 3
April 25	March 31
May 23	April 28
June 27	May 26
July 25	June 30
August 22	July 28
September 26	August 25
October 24	September 29
November 28	October 27
December 19	November 27 (Monday)

05.25.17

St. Paul's Episcopal Church

Richmond, Virginia

Chancel, Sanctuary, Narthex and Chapel Renovations

Certificate of Appropriateness Submission to:

City of Richmond Commission of Architectural Review

Property Description

The Church building and congregation have a rich and notable history. St. Paul's is listed on both the Virginia Landmarks Register and the National Register of Historic Places. The cornerstone for the current St. Paul's church was laid in 1843. The architect for the original church building located at the corner of East Grace and 9th Streets, was Thomas S. Stewart. The original church was modeled after a Greek Temple. Unlike Greek Temples, St. Paul's features two exterior doors in the main Temple front. These doors are painted Red and their frames are painted Gray in the tradition of the Episcopal Church. In 1961, the Parish house and parking garage to the west of the Sanctuary were the focus of building additions and renovations. A covered walkway connects the Parish House to the Sanctuary. The covered walkway is also linked to the public way along East Grace Street by several granite steps with ornate wrought iron hand rails, and a paved plaza. A wrought iron fence and gate separate the Church grounds from the Public sidewalk. St. Paul's is currently proceeding with a renovation project which mostly consists of interior work, and two proposed exterior modifications.

Proposed Exterior Work

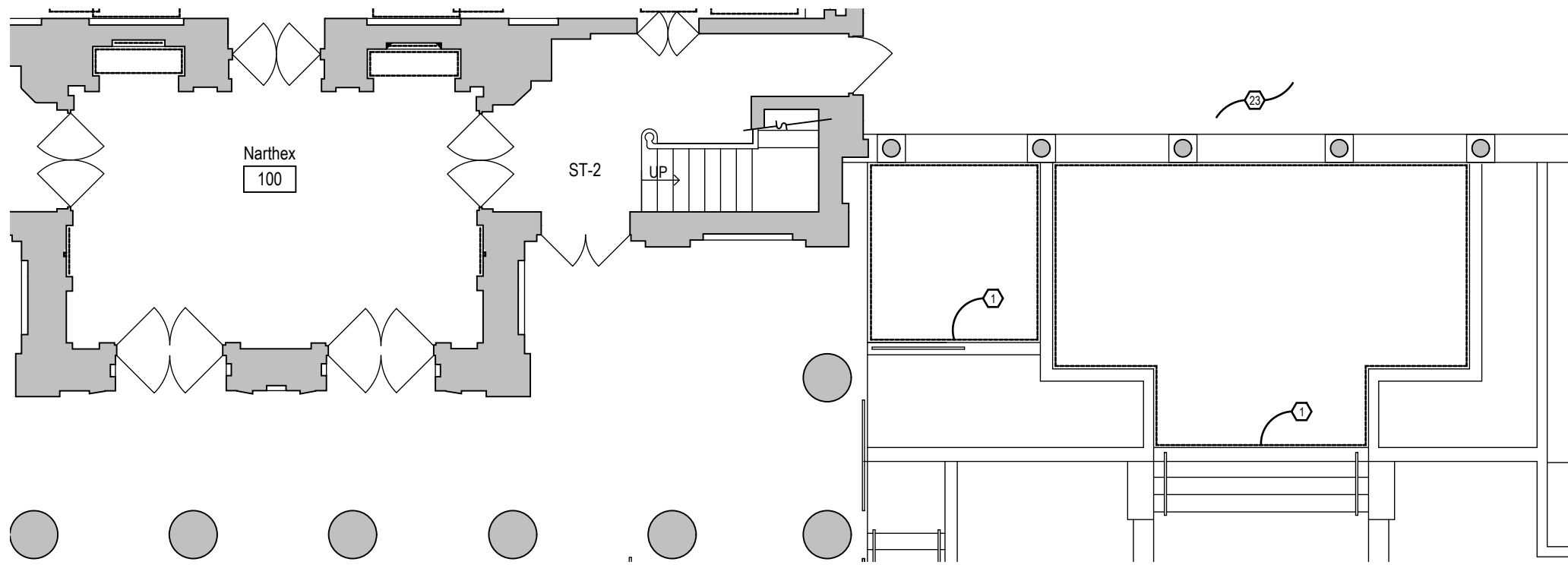
1. Painting exterior storm doors and historic doors at Church Entry:

The red painted front doors of St. Paul's, feature gray painted wood panels above. The transom panels are an exterior feature only, and do not occur on the interior of the building. They serve to give proper proportion to the doorway in the context of the large Greek Revival facade. The proposed work will change the transom panel color from Gray to Red to match the doors below. This change will unify the doors and transoms in color and allow the doorways to read proportionally within overall facade. The exterior face of the historic doors will be painted to match the storm doors. The frames will be painted to match their existing color.

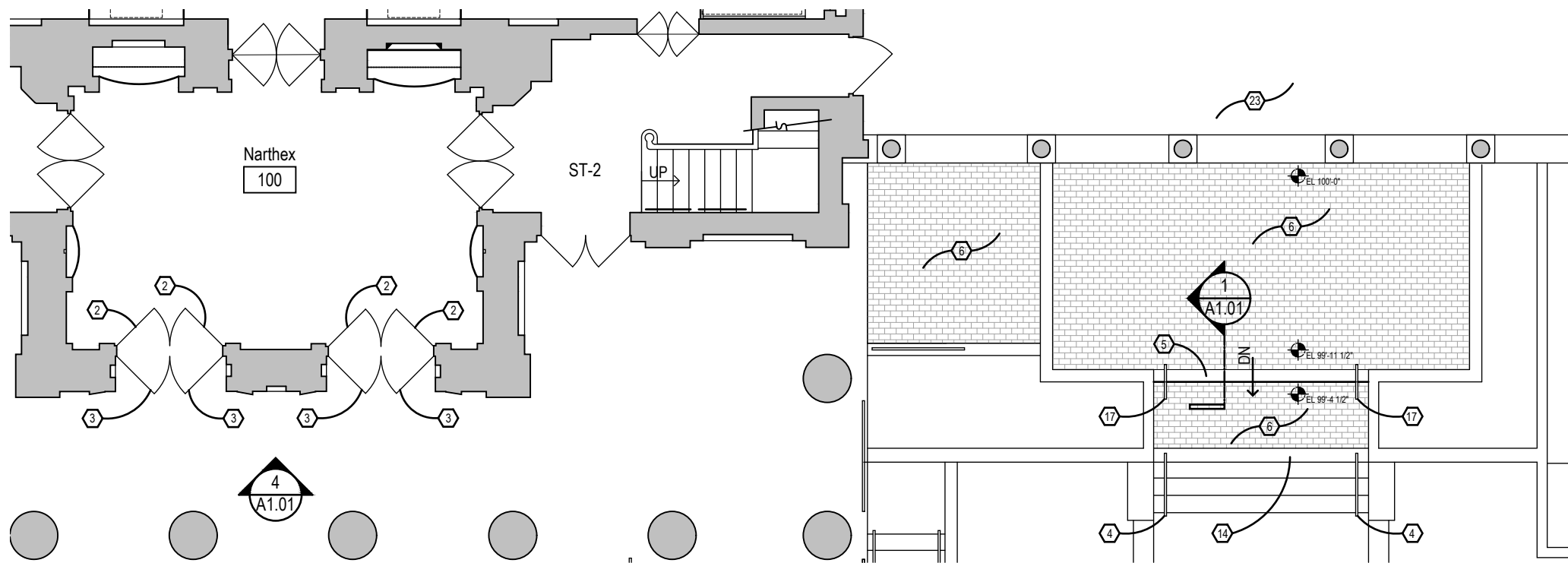
2. Walkway modification between Church and Parish House:

The existing paved plaza between the covered walkway and the granite steps has been revised since its original construction. The current paving is loose laid concrete pavers that do not match

the existing clay brick pavers under the covered walkway. The existing concrete pavers are also at a lower elevation than the covered walkway. The proposed work will replace the concrete pavers with clay brick pavers with mortared joints to match the original pavers under the covered walkway. In addition, the proposed pavers will be set at an elevation to align with the existing covered walkway to provide a continuous walking surface from the Parish Hall to the front doors of the Sanctuary. A new granite step and ornate wrought iron handrail to match the existing granite steps and handrail, will be provided between the new plaza elevation and the existing plaza elevation.



1 Partial First Floor Demolition Plan
 1/8" = 1'-0"
 NORTH



2 Partial First Floor Plan
 1/8" = 1'-0"
 NORTH

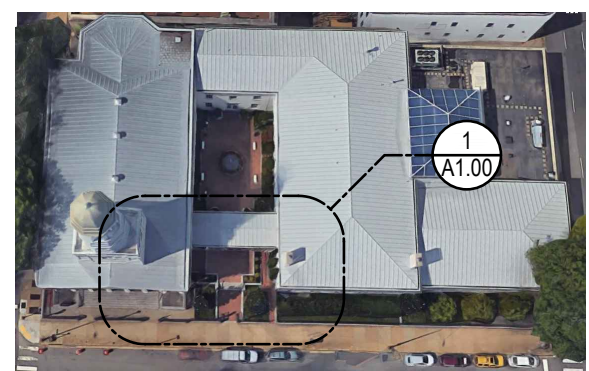
Finish Information

Paver:
 Manufacturer: Glen Gery
 Color: 53-DD
 Pattern: 4x8 Paver Running Bond

Paint:
 Manufacturer: Sherwin-Williams
 Color 1: Red to Match Existing
 Color 2: Grey to Match Existing

CODED NOTES

1. Remove existing pavers in region indicated by dashed line, and excavate to prepare for new pavers in mortar bed over existing elevated slab.
2. Repair wood jamb of existing door frame. Paint exterior face of existing doors (Color 1). Existing perimeter frame to remain grey (Color 2).
3. Re-paint existing storm doors and solid wood transom above to match existing doors (Color 1). Existing perimeter frame to remain grey (Color 2).
4. Existing railing to remain, 3/A1.01.
5. New granite step to match existing.
6. New brick pavers and mortared joints to match existing adjacent pavers.
7. Mortar setting bed.
8. Cleavage membrane.
9. Latex-modified mortar slurry base.
10. Existing cementitious water barrier. Contractor to examine and repair as required.
11. Existing concrete structure below.
12. Continuous sealant joint.
13. Continuous compressible fiberboard.
14. Existing granite steps to remain.
15. Set post in epoxy.
16. Core drill for posts.
17. New custom ornamental wrought iron rail to match existing.
18. Re-paint existing door frames to match existing.
19. Wrought iron post collar.
20. Waterproofing membrane over all penetrants.
21. Expansion anchor into existing concrete deck.
22. Wrought iron post base escutcheon plate.
23. Existing pavers to remain. New pavers (denoted by coded note 6) shall match these existing pavers, 2/A1.01.



Key Plan

Not to Scale



ST. PAUL'S EPISCOPAL CHURCH

815 E. Grace Street, Richmond, VA 23219

ROGERS KRAJNAK ARCHITECTS, INC.
 264 South Third Street
 Columbus, Ohio 43215
 telephone (614) 461.0243
 facsimile (614) 461.6243
 www.rogerskrajnak.com

05.25.17
 CAR Submission
A1.00

RKA Project # 12014.07


Finish Information

Paver:
 Manufacturer: Glen Gery
 Color: 53-DD
 Pattern: 4x8 Paver Running Bond

Paint:
 Manufacturer: Sherwin-Williams
 Color 1: Red to Match Existing
 Color 2: Grey to Match Existing

CODED NOTES

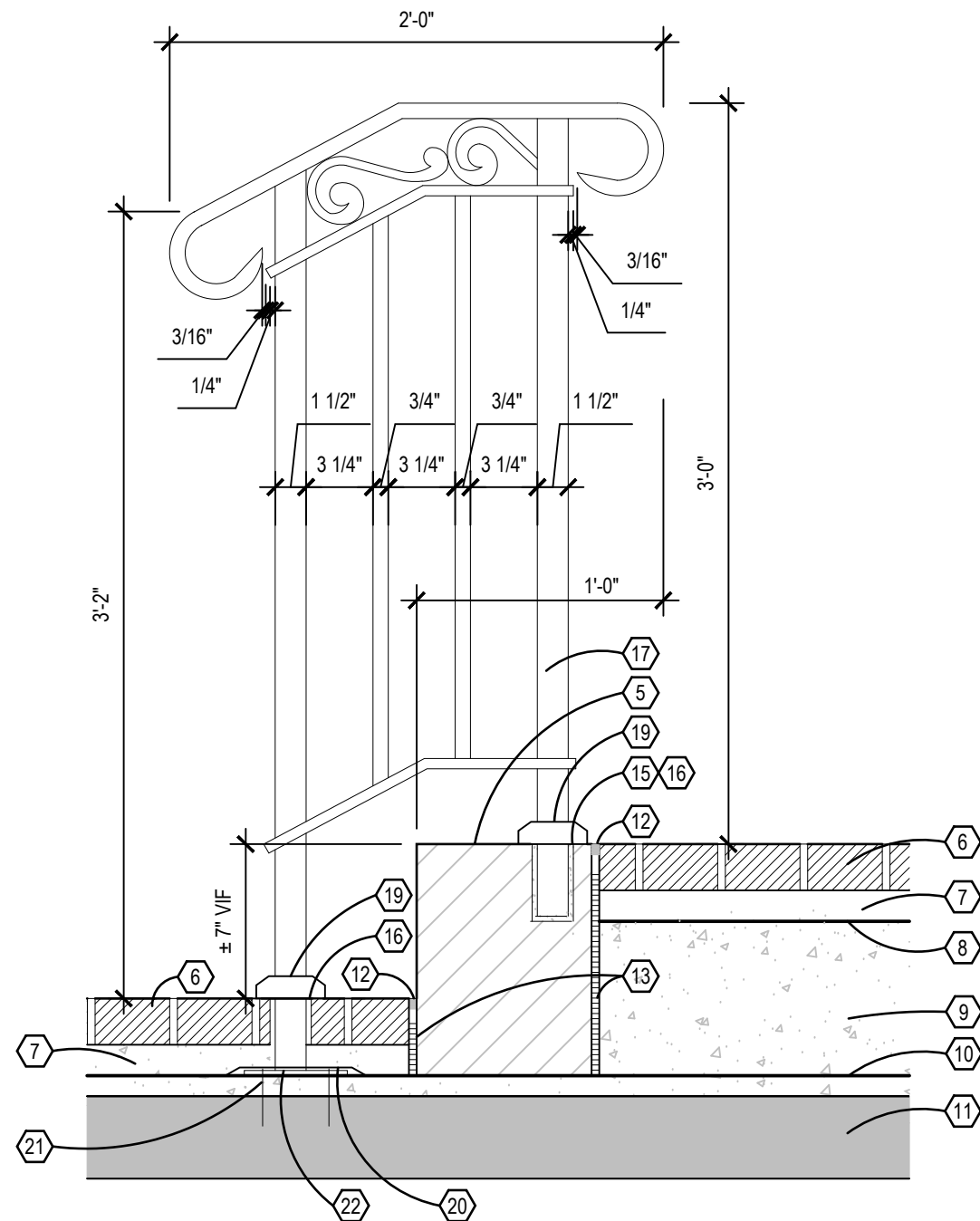
1. Remove existing pavers in region indicated by dashed line, and excavate to prepare for new pavers in mortar bed over existing elevated slab.
2. Repair wood jamb of existing door frame. Paint exterior face of existing doors (Color 1). Existing perimeter frame to remain grey (Color 2).
3. Re-paint existing storm doors and solid wood transom above to match existing doors (Color 1). Existing perimeter frame to remain grey (Color 2).
4. Existing railing to remain, 3/A1.01.
5. New granite step to match existing.
6. New brick pavers and mortared joints to match existing adjacent pavers.
7. Mortar setting bed.
8. Cleavage membrane.
9. Latex-modified mortar slurry base.
10. Existing cementitious water barrier. Contractor to examine and repair as required.
11. Existing concrete structure below.
12. Continuous sealant joint.
13. Continuous compressible fiberboard.
14. Existing granite steps to remain.
15. Set post in epoxy.
16. Core drill for posts.
17. New custom ornamental wrought iron rail to match existing.
18. Re-paint existing door frames to match existing.
19. Wrought iron post collar.
20. Waterproofing membrane over all penetrants.
21. Expansion anchor into existing concrete deck.
22. Wrought iron post base escutcheon plate.
23. Existing pavers to remain. New pavers (denoted by coded note 6) shall **match these existing pavers, 2/A1.01.**




2 Photo of Existing Pavers - New Pavers & Mortar to Match
 Not To Scale



3 Photo of Existing Railing
 Not To Scale



1 Section Detail
 1 1/2"=1'-0"



4 Partial North Elevation Concept
 Not To Scale

ST. PAUL'S EPISCOPAL CHURCH

815 E. Grace Street, Richmond, VA 23219

**ROGERS
 KRAJNAK**
 ARCHITECTS, INC.

264 South Third Street
 Columbus, Ohio 43215
 telephone (614) 461.0243
 facsimile (614) 461.6243
 www.rogerskrajnak.com

05.25.17
 CAR Submission

A1.01

RKA Project # 12014.07



