

Inclement Weather Shelter – Final Report

SHERRILL HAMPTON, DIRECTOR, DEPARTMENT OF HOUSING AND
COMMUNITY DEVELOPMENT

JUNE 8, 2023

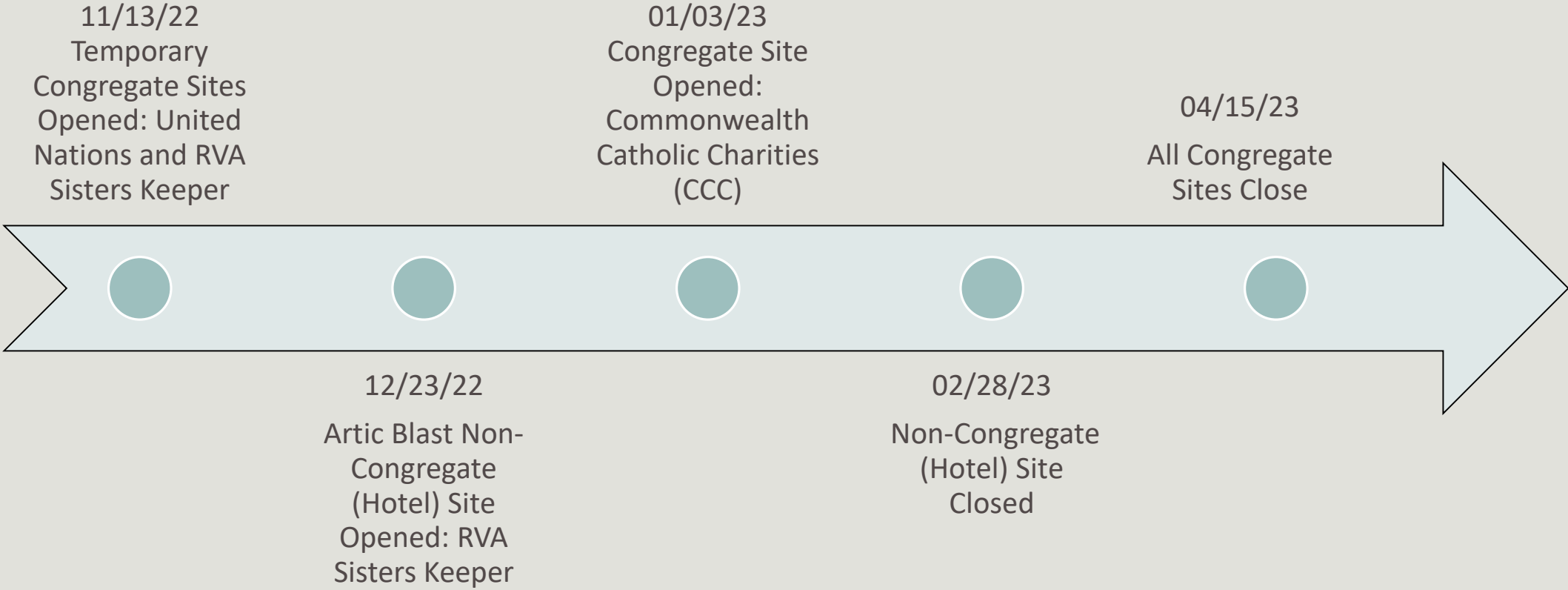


Introduction

The following presentation provides an overview of the FY23 IWS locations and services, final data on utilization, and preliminary figures on expenditures. Final expenditures and remaining balances will be updated after June 30, 2023.



IWS Timeline



Commonwealth Catholic Charities Congregate Location Profile



- 60 beds for single adults of all identities



- Served dinner and grab-and-go breakfast bags



- Provided targeted assistance and referrals from CCC's Street Outreach Team




- Coordinated with Homeward when clients in the IWS were matched for year-round shelter opportunities



- Hosted community partners to provide additional services – example – VDH's Opioid Repose & Safety Team, SAARA Peer Support Group, haircut night, and sock, shoe and scarves giveaway.



RVA Sisters Keeper Congregate Location Profile



- 40 beds for single adult females and families with children



- Served dinner and grab-and-go breakfast bags



- Offered daily behavioral health and substance use counseling services in addition to housing-focused case management services



- Showers available (last 3 weeks the showers did not work due to plumbing issues)



- Coordinated with Homeward when clients in the IWS were matched for year-round shelter opportunities



- Assisted clients with paying for security deposits, utility connection and late fees, and rental assistance to regain housing.



RVA Sisters Keeper Non-Congregate Location Profile



- 24 rooms for families, the elderly and medically-vulnerable populations as well as an onsite office



- Showers available at site



- Served dinner and grab-and-go breakfast bags



- Offered daily behavioral health and substance use counseling services, as well as housing-focused case management services



- Coordinated with Homeward when clients in the IWS were matched for year-round shelter opportunities



- Assisted clients with paying for security deposits, utility connection and late fees, and rental assistance to regain housing



United Nations Congregate Location Profile



- 60 beds for single adult males



- Showers available at site



- Served dinner and grab-and-go breakfast bags



- Offered targeted assistance and referrals from a housing-focused case manager



- Hosted daily wellness and fellowship meetings, and organized engagement activities for clients such as a Super Bowl Viewing Party



- Distributed wellness packages, clothing and health and resource guides



Daily Planet Health Services IWS Mobile Medical Services

- Operated between 11/16/22 and 04/12/23
- Had 263 encounters with 139 unique clients over 21 events held at the various IWS locations (visiting each location +/- 14 days)
- Clients received both medical and case management services.



Ages of Clients	Total #
Under 5	1
5-12	2
13-17	1
18-24	5
25-34	19
35-44	21
45-54	23
55-61	36
62 +	31

Client Numbers

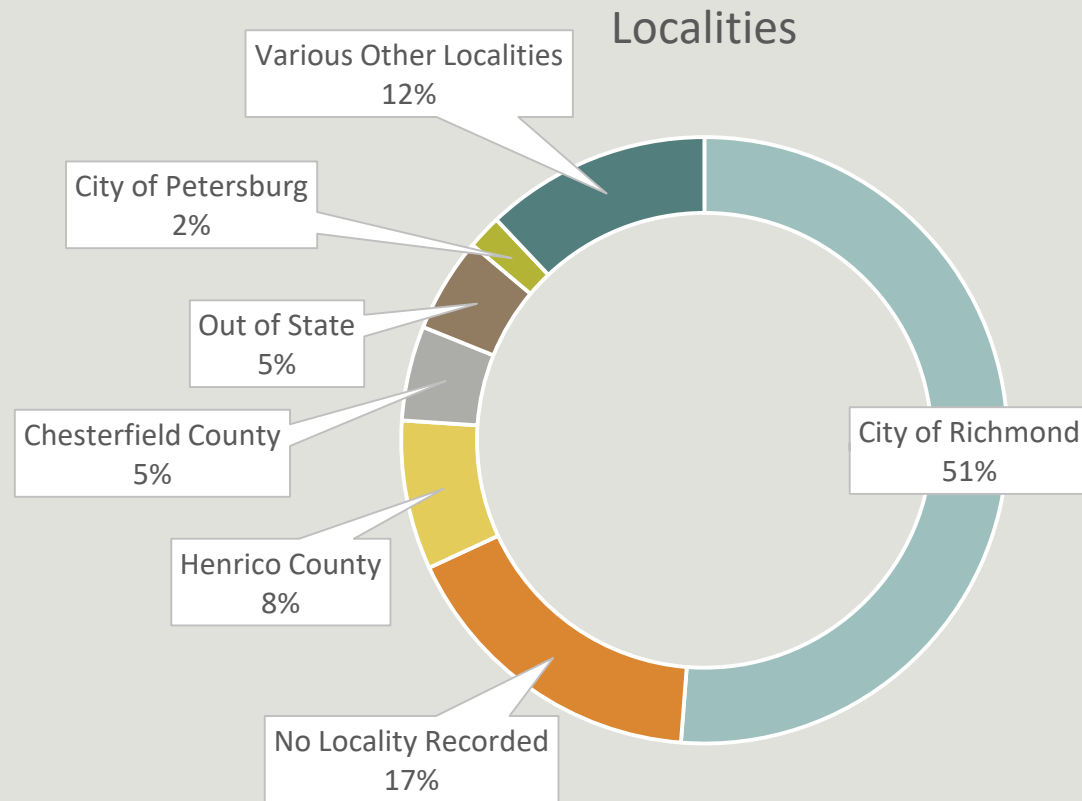
	Total Beds Filled During IWS Season	Daily Average*	Clients Connected to Housing Opportunities**
CCC	5,985	59 indiv.	20 indiv.
RVA Sisters Keeper	5,071	33 indiv.	28 families 21 single indiv.
United Nations	7,979	52 indiv.	4 indiv.

*RVA Sisters Keeper and United Nations operated for 152 days. CCC operated for 101 days.

**Includes connections to year-round emergency shelter or substance use program with housing component, returned to current unit, leased-up into a new unit, or left Richmond for a housing opportunity.



Client Information: Locality of Last Residence



Client Information
Comprised from 931 Unique
Clients Served in FY23.

Appropriations for the FY 23 IWS

	CCC	Fifth Street Baptist Church	RVA Sisters Keeper	United Nations	DPHS	Totals By Category
Temporary Site Funding						
HCD FY23 Departmental Budget			\$389,780	\$323,437		
Total Temporary Funding			\$389,780	\$323,437		\$713,217*
Phase 1						
CDBG (for renovations)	\$121,423	\$221,422	\$71,422	\$71,422		\$485,689
CDBG-CV (for operations)	\$229,698					\$229,698
ARPA - 1st Tranche (for operations)	\$615,000					\$615,000
Phase 2						
General Funds (for operations)	\$313,388	\$650,000	\$837,000	\$1,158,086	\$171,211	\$3,129,685
Total Appropriation	\$1,279,509	\$871,422	\$908,422	\$1,229,508	\$171,211	\$4,460,072 **

*HCD FY23 Departmental Budget did **not** originally include a separate line item or appropriation for the FY23 IWS.

The Total Appropriation Amount does **not include the Total Temporary Funding of \$731,217.



CCC

Invoices Received As Of 05/31/2023

	Appropriated	Invoiced	Unspent Balance*
Phase 1			
CDBG (for renovations)	\$121,423	\$2,266	\$119,157
CDBG-CV (for operations)	\$229,698	\$213,419	\$16,279
ARPA - 1st Tranche (for operations)	\$615,000	\$366,562	\$248,438
Phase 2			
General Funds (for operations)	\$313,388	\$0	\$313,388
Total	\$1,279,509	\$582,247	\$697,262

*+/- \$1 due to rounding.



RVA Sisters Keeper Invoices Received As Of 05/31/2023

FUNDS AVAILABLE

	Available Funds	Invoiced**	Unspent Balance
Temporary Site Funding			
HCD FY23 Departmental Budget	\$389,780	\$389,780	\$0.00
Total	\$389,780	\$389,780	\$0.00

APPROPRIATED

	Appropriated	Invoiced*	Unspent Balance**
Phase 1			
CDBG (for renovations)	\$71,422	\$55,952	\$15,470
CDBG-CV (for operations)			
ARPA - 1st Tranche (for operations)			
Phase 2			
General Funds (for operations)	\$837,000	\$356,489	\$480,511
Total	\$908,422	\$412,441	\$495,981

*Includes invoices for both Congregate and Non-Congregate locations.

**+/- \$ 1 due to rounding.



United Nations Invoices Received As Of 05/31/2023

FUNDS AVAILABLE

	Available Funds	Invoiced	Unspent Balance
Temporary Site Funding			
HCD FY23 Departmental Budget	\$323,437	\$323,437	\$0.00
Total	\$323,437	\$323,437	\$0.00

APPROPRIATED

	Appropriated	Invoiced	Unspent Balance*
Phase 1			
CDBG (for renovations)	\$71,422	\$28,472	\$42,970
CDBG-CV (for operations)			
ARPA - 1st Tranche (for operations)			
Phase 2			
General Funds (for operations)	\$1,158,086	\$465,002	\$693,084
Total	\$1,229,508	\$493,474	\$736,034

*+/- \$ 1 due to rounding.



Fifth Street Baptist Church

Invoices Received As Of 05/31/2023

	Appropriated*	Invoiced	Unspent Balance
Phase 1			
CDBG (for renovations)	\$221,422	\$0	\$221,422
CDBG-CV (for operations)			
ARPA - 1st Tranche (for operations)			
Phase 2			
General Funds (for operations)	\$650,000	\$0	\$650,000
Total	\$871,422	\$0	\$871,422

*Fifth Street Baptist Church, on May 17, 2023, formally withdrew as an IWS provider.



Daily Planet Health Services Invoices Received As Of 05/31/2023

	Appropriated	Invoiced	Unspent Balance*
Phase 2			
General Funds (for operations)	\$171,211	\$57,059	\$114,152
Total	\$171,211	\$57,059	\$114,152**

*+/- \$ 1 due to rounding

** DPHS' IWS contract term is for a 2-year period covering the FY23 and FY24 IWS season.



Total FY23 Appropriation Balances Available For Use in FY24

	Appropriated	Invoiced	Unspent Balance *
Renovations Only			
CDBG (for renovations)	\$485,689	\$86,690	\$398,999
Operations			
CDBG-CV	\$229,698	\$213,419	\$16,279
ARPA - 1st Tranche	\$615,000	\$366,562	\$248,438
General Funds	\$3,129,685	\$878,550	\$2,251,135
Total	\$4,460,072	\$1,545,221	\$2,914,851**

*These unspent balances may change based on any outstanding invoices.

Unspent Balance Total includes \$114,152 which is already obligated for FY24 in DPHS' 2-year contract. The anticipated unobligated balance as of 07/01/23 that can be used for FY24 is **\$2,800,699.



Questions, Answers and Closeout

