



Commission for Architectural Review Application for Certificate of Appropriateness

900 E. Broad Street, Room 510
Richmond, VA 23219 | (804)-646-6569
www.rva.gov/planning-development-review/commission-architectural-review



Property (location of work)

Address: 604 St James St

Historic District: Jackson Waard

Applicant Information Billing Contact

Name: Elizabeth Drucker-Basch

Email: lizzie@baschful.comm

Phone: 804-387-1717

Company: _____

Mailing Address: 412 W. Franklin St
Richmond, Va 23220

Applicant Type: Owner Agent Lessee

Architect Contractor

Other (specify): _____

Owner Information Billing Contact

Same as Applicant

Name: _____

Email: _____

Phone: _____

Company: _____

Mailing Address: _____

****Owner must sign at the bottom of this page****

Project Information

Project Type: Alteration Demolition New Construction (Conceptual Review Required)

Project Description (attach additional sheets if needed):

Replacement of 4 windows with rotten sashes with new metal clad, Lincoln brand windows. Windows will

Acknowledgement of Responsibility

Compliance: If granted, you agree to comply with all conditions of the certificate of appropriateness (COA). Revisions to approved work require staff review and may require a new application and approval from the Commission of Architectural Review (CAR). Failure to comply with the conditions of the COA may result in project delays or legal action. The COA is valid for one (1) year and may be extended for an additional year, upon written request and payment of associated fee.

Requirements: A complete application includes all applicable information requested on checklists available on the CAR website to provide a complete and accurate description of existing and proposed conditions, as well as payments of the application fee. Applications proposing major new construction, including additions, should meet with staff to review the application and requirements prior to submitting an application. Owner contact information and signature is required. Late or incomplete applications will not be considered.


Zoning Requirements: Prior to Commission review, it is the responsibility of the applicant to determine if zoning approval is required an application materials should be prepared in compliance with zoning.

Signature of Owner  Date 2/17/23

604 St James St. COA Application:



2nd floor left window



2nd floor center window



2nd floor right window



1st floor left



1st floor right

Window Details





"Building the Future While Preserving the Past"

1901 Ellen Road
 Richmond, VA 23230
 Office: (804) 358-2103
 Cell: (804) 908-2133
 www.siewers.com

Prep By	Bid No	Rev	Job Reference
MCA	1508	1	01-06-23

Customer / Client Name		
Basch, Russell		
Quote Date	Job / Site Name	
1/13/2023	604 St. James	
Phone #		Fax #
Mobile Phone #	Other Phone #	Email Address



Quality Craftsmanship Since 1947

LINCOLN WOOD PRODUCTS, INC.

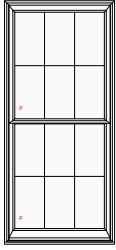


R.O. Allowance (Width = 1/2"-Height = 1/2")

M.O. Allowance (Width = 1/4"-Height = 1/4")

SHOWN AT NET PRICE

Line # 1 STUDIO B

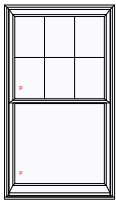
DH LINCOLN FIT
S.O. 34-1/2" x 77-3/4"

- DBLH-LINC-FIT-1; White Alum 927.38
- Clad AAMA.2605; LoE-272
- Sash Opening 34-1/2"x77-3/4"
- No Screens N/C
- Preserve Glass (Top) N/C
- Silver Spacer N/C
- 1-1/8" SDL (Top) (3W2H) Profiled 149.52
- Interior - With Mill Finish Internal Grids
- Preserve Glass (Bot) N/C
- Silver Spacer N/C
- 1-1/8" SDL (Bottom) (3W2H) 149.52
- Profiled Interior - With Mill Finish Internal Grids
- 3-5/16" Jamb N/C
- White Hardware N/C
- White Jambliners N/C
- Primed Interior 12.46
- Primed Interior - Divided Lite 12.82
- Head And Sides Frame Expander 52.51
- Wide Rail Double Hung (Glass Size:28-3/4x35) N/C
- O.A. Box Size 34-1/8"x77-1/2"

- Sash 1
- U-Factor=0.32
- SHGC=0.25
- Visible Transmittance=0.41
- PG=LC-PG30-H
- Single Unit Rating Only

2 Each @ \$1,304.21 \$2,608.41

Line # 2 STUDIO A

DH LINCOLN FIT
S.O. 34-1/2" x 62"

- DBLH-LINC-FIT-1; White Alum 801.00
- Clad AAMA.2605; LoE-272
- Sash Opening 34-1/2"x62"
- No Screens N/C
- Preserve Glass (Top) N/C
- Silver Spacer N/C
- 1-1/8" SDL (Top) (3W2H) Profiled 149.52
- Interior - With Mill Finish Internal Grids
- Preserve Glass (Bot) N/C
- Silver Spacer N/C
- 3-5/16" Jamb N/C
- White Hardware N/C
- White Jambliners N/C
- Primed Interior 10.68
- Primed Interior - Divided Lite 6.41
- Head And Sides Frame Expander 44.50
- Wide Rail Double Hung (Glass Size:28-3/4x27-1/8) N/C
- O.A. Box Size 34-1/8"x61-3/4"

- Sash 1
- U-Factor=0.32
- SHGC=0.25
- Visible Transmittance=0.41
- PG=LC-PG35-H
- Single Unit Rating Only

(Continued On Next Page)

(Continued From Previous Page)

Sash 2
U-Factor=0.32
SHGC=0.31
Visible Transmittance=0.52
PG=LC-PG35-H
Single Unit Rating Only

2 Each @ \$1,012.11 \$2,024.22

Quoted prices are subject to correction of computational errors.

TOTAL NET PRICE	\$4,632.63
VA SALES TAX (Taxable Amt: \$4,632.63)	<u>\$245.53</u>
TOTAL QUOTATION PRICE	\$4,878.16

Above line items are not returnable. It is the responsibility of the signee to verify all dimensions/specifications etc.

Signature _____ Date _____

Lincoln Fit Double Hung Insert Window

Over the years, the sash, balance systems and hardware of a window take the brunt of wear from the elements, while the trim and frame can remain in good condition. Updating these windows just became easier with the Lincoln Fit pocket insert. Window replacement doesn't have to mean ripping out the old window, damaging drywall and turning a room into shambles. The Lincoln Fit is designed to be installed from the interior or exterior of the home with minimal disruption to the existing frame and trim. Every Lincoln Fit is custom sized to your exact specifications, ensuring a perfect fit for your opening. The units are manufactured 3/8" smaller in width and 1/4" in height from your ordered measurements (sash openings). This allows space for squaring, shimming, leveling and installing



- Concealed Jambliner - Wood covered jambliner for cleaner interior lines. Sash are equal size
- Heavy Duty Hardware - Hardware performs year after year
- Seven Sash Lock Finishes - Match your interior décor for a consistent look throughout the home
- Tilt-in Sash - Sash tilt to the interior for easier cleaning
- Block & Tackle Balance - Sash weight is compensated for and makes windows easy to operate
- Interlock with Weatherstrip - Double protection against air infiltration with multiple weatherstrips and interlocking sash
- 3-1/4" Frame - Fits snugly into your opening after worn-out sash and balances are removed
- Continuity of Design - Lincoln Fit windows look just like our full-frame replacements

	Aluminum Clad	Hybrid	Primed Wood	Natural Wood	Availability
Exterior Options	<h3>Aluminum Clad</h3> <p>Aluminum clad is definitely the most popular exterior choice from Lincoln, offering color flexibility and structural strength while providing a homeowner with a low maintenance exterior. Heavy .050 extruded aluminum frames and sash protect homes from the outdoors and add structural integrity for maximum functionality. Our Aluminum Clad product includes a full line of windows and patio doors plus a multitude of options. Beauty, durability, variety and performance are all brought to you by the Distinction Collection.</p> <p>Why Choose Aluminum Clad?</p> <p>Lincoln's Aluminum Clad product is all about the high quality painted colors and the ultra-dependable aluminum material where it is applied. Our standard paint finish specification is AAMA 2605. Considerations for quality paint include: chemical resistance, corrosion resistance, abrasion resistance, salt water spray resistance, weathering, color uniformity, and specular gloss.</p> <p>Feature Highlights:</p> <ul style="list-style-type: none"> • .050 extruded aluminum on sash and frame • AAMA 2605 paint finish • Injected frame corners with corner keys for added stability 				
Interior					
Glass					
Grilles					
Hardware					
Screens					
Revitalize					
Configurations					
	<h3>Trim</h3> <p>Add that finishing touch to the exterior of your windows and patio doors by trimming them with the many brickmould and casings</p>				



1-1/8" Bar

Exterior Colors

Exterior Options

Interior

Glass

Grilles

Hardware

Screens

Revitalize

Configurations

EXTERIOR COLORS

Actual colors may vary from image on computer screen. Please see your Lincoln dealer for the latest available colors.

Aluminum Clad

Primed Wood


Natural Wood

Aluminum Clad

All of our standard, feature and custom color options are painted to AAMA 2605 performance requirements. AAMA 2605 high performance paint is the preferred choice of designers, architects and educated consumers. Exceptional color retention and minimal chalking are leading characteristics of this premium paint finish.

Standard Colors - AAMA 2605

Our standard colors are the mainstay of the clad product line. The popularity of these eight time-tested shades is proven by repeat customer demand.



Feature Colors - AAMA 2605

A selection of thirty-eight additional colors provides an opportunity to achieve that distinctive look. Our feature colors offer a wide range of shades that will take your project from ordinary to extraordinary.

