

Disposable Plastic Bag Tax FY26 Q3 Report

Tara Worden
Sustainability Manager
Government Operations Standing Committee

Office of Sustainability



**CITY OF
RICHMOND**

GOVERNMENT OPERATIONS STANDING COMMITTEE

AGENDA

DISPOSABLE PLASTIC BAG TAX

IMPLEMENTATION: OUTREACH & MEDIA COVERAGE

FY26 Q3 REVENUE & COMPLIANCE

FUNDING PRIORITIES

RVAGREEN 2050 IMPLEMENTATION

PROGRESS & TRAC-E DASHBOARD

ONGOING & NEW INITIATIVES

GRANTS: 2026 & BEYOND



DISPOSABLE PLASTIC BAG TAX



DISPOSABLE PLASTIC BAG TAX

WHAT IS THE DISPOSABLE PLASTIC BAG TAX?

The **five-cent per bag tax** took effect January 1, 2026 and applies to disposable plastic bags provided in **grocery stores, convenience stores, or pharmacies**. The tax applies regardless of whether the bags are provided to the customer free of charge or if the store charges the customer for the bags.

HOW ARE TAXES COLLECTED?

Tax revenue is split between **the City and Retailers at a ratio of 4:1 cents**. Tax collection is managed through Virginia Tax and is remitted to the City's Disposable Plastic Bag Tax Special Fund.

HOW IS THE TAX REVENUE USED?

Restricted to fund environmental cleanups, education programs designed to reduce waste, mitigating pollution and litter, or providing reusable bags to recipients of SNAP/WIC benefits.



IMPLEMENTATION: OUTREACH

BUSINESS VISITS

- **193(+/-)** visits to impacted businesses (Grocery Stores, Convenience Stores, Pharmacies) during the month of October 2025

BAG GIVEAWAYS AT COMMUNITY EVENTS

- Second Street Festival
- Southside Carnival
- Southwood Apartments Fall Festival
- 25th Street Market
- CVWMA Recycling Fair

COUNCIL DISTRICT MEETINGS

- Presented to 7 out of 9 Council District Meetings from October – December 2025



IMPLEMENTATION: OUTREACH

BUSINESS VISITS

- **193(+/-)** visits to impacted businesses (Grocery Stores, Convenience Stores, Pharmacies) during the month of October 2025

BAG GIVEAWAYS AT COMMUNITY EVENTS

- Second Street Festival
- Southside Carnival
- Southwood Apartments Fall Festival
- 25th Street Market
- CVWMA Recycling Fair

**5,000+
BAGS
TO DATE**

COUNCIL DISTRICT MEETINGS

- Presented to 7 out of 9 Council District Meetings from October – December 2025

**REUSABLE BAGS ARE AVAILABLE AT YOUR
LOCAL COMMUNITY CENTER!**





IMPLEMENTATION: MEDIA COVERAGE

MEDIA CAMPAIGN

- BizSense ad buys
- Paid social ad buys (Facebook, Instagram, Nextdoor)
- Paid podcast geofenced ad buys
- Earned media via VPM, Urban One, and CBS6 Virginia This Morning

INFLUENCER AND VIRAL MARKETING

- Coordinated social campaigns with Studio Two Three, Style Weekly, Keep Virginia Beautiful
- OOS Staff videos in a plastic bag “ghillie suit” shared across socials
- OOS Intern created a “90s Style Plastic Bag Informercial”

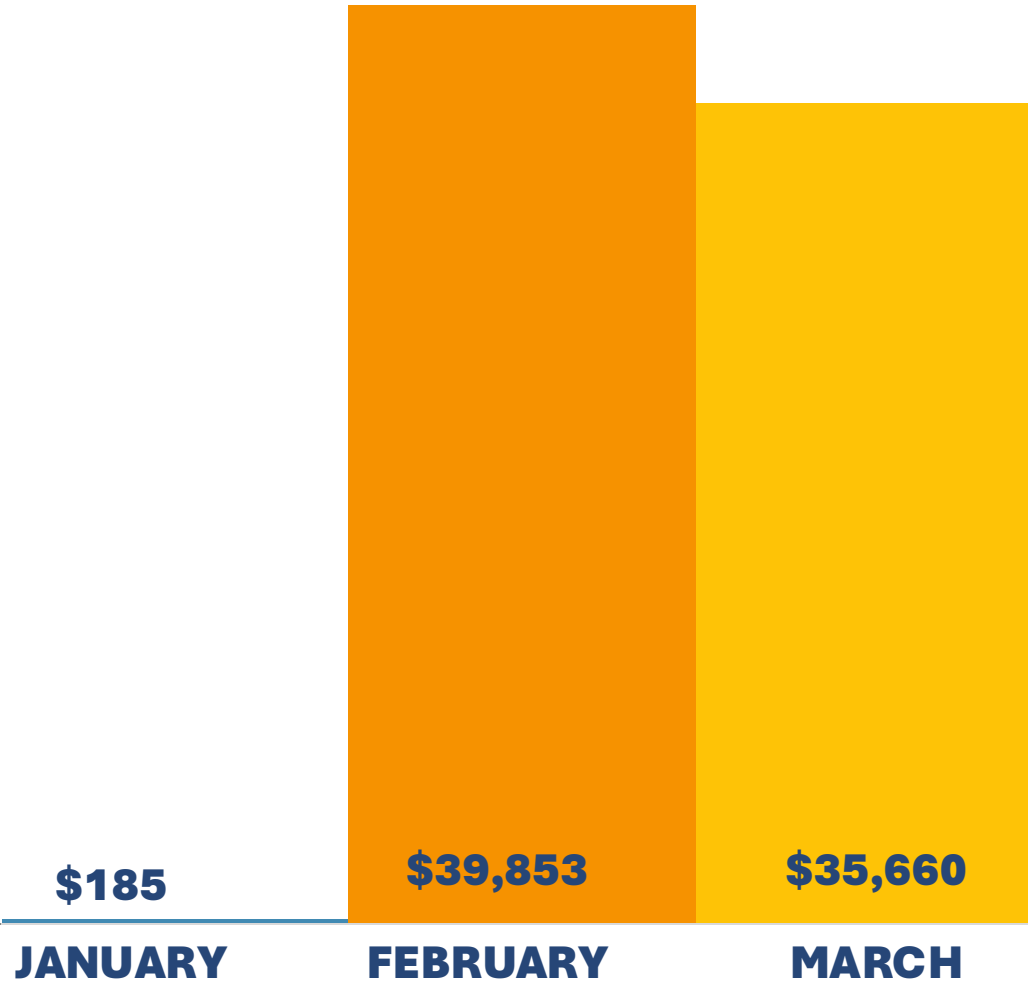


FY26 Q3 REVENUES: REPORT AND COMPLIANCE

FY26 Q3 TOTAL
\$75,699

Virginia Tax remittance to City
Disposable Plastic Bag Tax Special Fund
occurs on the 26th of the following month

MONTHLY REVENUES



Retailer Participation

State does not currently report number of businesses paying the DPBT. **Retailers collected \$18,925 during Q3 reporting period.**

Retailer Compliance

City does not have enforcement authority. **Compliance is monitored by Virginia Tax.**

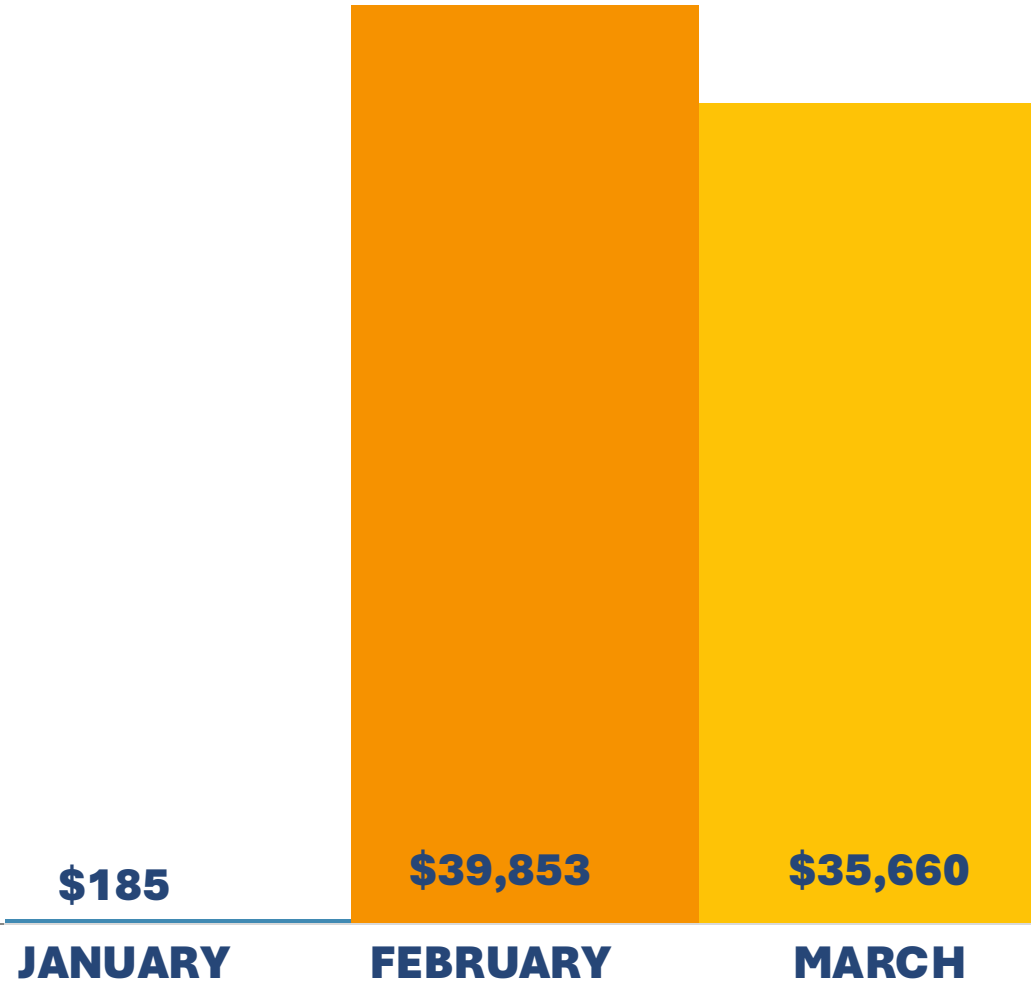


FY26 Q3 REVENUES: REPORT AND COMPLIANCE

FY26 Q3 TOTAL
\$75,699

Virginia Tax remittance to City **Disposable Plastic Bag Tax Special Fund** occurs on the 26th of the following month

MONTHLY REVENUES



Retailer Participation

State does not currently report number of businesses paying the DPBT. **Retailers collected \$18,925 during Q3 reporting period.**

~1.9M Bags Taxed

Retailer Compliance

City does not have enforcement authority. **Compliance is monitored by Virginia Tax.**



DISPOSABLE PLASTIC BAG TAX FUNDING PRIORITIES FOR FY27

ENVIRONMENTAL CLEANUPS

- External partners: Keep Virginia Beautiful, Keep Virginia Cozy
- Internal partners: DPW, Clean City Commission, Youth Engagement Services (OCWB)

EDUCATION PROGRAMS DESIGNED TO REDUCE WASTE

- Waste Kit: Curriculum for Waste Reduction Education
- Illegal dumping of tires across city; business outreach and engagement programming
- Special event eco-waste stations pilot

MITIGATING POLLUTION AND LITTER

- Procurement Sustainability Policy
- Composting Drop-Off Program

PROVIDING REUSABLE BAGS TO SNAP/WIC RECIPIENTS

- Targeted distribution of reusable bags to under-resourced Richmond residents

**FUNDS TO PAY FOR
1 FTE**



RVAgreen2050

PROGRESS

UPDATE



RVAgreen 2050: PROGRESS UPDATE



TRAC-E Tracking Realtime Action for Climate Equity

Last Updated: 4/15/2026 1:10:24 AM

Filters

Pathway

All

Action

All

Cohort

All

Status

All

Reset filters



Pathway	Objective	Strategy	Action
BE	1	1	i
C	2	2	ii
ENV	3	3	iii
TM	4	4	iv
WR		5	v

Action Description

BE 1.1.i: Convert all city-owned streetlights to LED, integrate solar options where feasible, and streamline efficiency measures; Prioritize improvements in formerly redlined neighborhoods and proactively communicate climate impact and resilience benefits with the communities.

BE 1.1.ii: Track energy usage in all City-owned buildings and set energy usage benchmarks according to building type and climate impacts.

BE 1.1.iii: Equitably prioritize energy efficiency retrofits of City-owned buildings in areas that serve the public therefore improving their health, safety, and accessibility while rating the highest return on investment in cost savings and GHG reductions.

BE 1.1.iv: Create an Energy Manager position with authority to identify equity gaps in energy management, work across all departments and coordinate partnerships in frontline communities.

BE 1.2.i: Incorporate electrification requirements into all Capital

Pathways	Objectives	Strategies	Actions
5	17	49	136
Not Started	Planning	In Progress	Completed
23	17	56	40



RVAgreen 2050 Action:

Implementation Phase:

Status:

Start date:

End date:

OOS Champion:

City Steward:

Planning: 13%
In Progress: 41%
Completed: 29%
[TOTAL UNDERWAY = 83%]

Not Started: 17%



RVAGREEN 2050: PROGRESS UPDATE



TRAC-E Tracking Realtime Action for Climate Equity

Last Updated: 4/15/2026 1:10:24 AM

Filters

Pathway

All

Action

All

Cohort

All

Status

All

Reset filters



Pathway	Objective	Strategy	Action
BE	1	1	i
C	2	2	ii
ENV	3	3	iii
TM	4	4	iv
WR		5	v

Action Description

BE 1.1.i: Convert all city-owned streetlights to LED, integrate solar options where feasible, and streamline efficiency measures; Prioritize improvements in formerly redlined neighborhoods and proactively communicate climate impact and resilience benefits with the communities.

BE 1.1.ii: Track energy usage in all City-owned buildings and set energy usage benchmarks according to building type and climate impacts.

BE 1.1.iii: Equitably prioritize energy efficiency retrofits of City-owned buildings in areas that serve the public therefore improving their health, safety, and accessibility while rating the highest return on investment in cost savings and GHG reductions.

BE 1.1.iv: Create an Energy Manager position with authority to identify equity gaps in energy management, work across all departments and coordinate partnerships in frontline communities.

BE 1.2.i: Incorporate electrification requirements into all Capital

Pathways	Objectives	Strategies	Actions
5	17	49	136
Not Started	Planning	In Progress	Completed
23	17	56	40



RVAgreen 2050 Action:

Implementation Phase:

Status:

Start date:

End date:

OOS Champion:

City Steward:

Planning: 13%
In Progress: 41%
Completed: 29%
[TOTAL UNDERWAY = 83%]

Not Started: 17%



ONGOING & NEW INITIATIVES

EAST END SOLAR MEADOW

- Solar farm on capped East Richmond Road Landfill
- \$500,000 Community Benefits Fund

ENERGY EFFICIENCY

- Residential Energy Efficiency Program – NEW with DPU
- Energy Efficiency and Conservation Block Grant (EECBG) and Healthy Homes Initiative: 100 homes audited
- Whitcomb Court Energy Study to make tailored recommendations for energy conservation improvements

ULI NET ZERO IMPERATIVE TECHNICAL ASSISTANCE PANEL

- Deep technical expertise to advance the City's Sustainable Design Standards (SDSs) in all city projects

COOL THE CITY

- \$6M Urban Greening and Workforce Development grant from USDA
- 1342 trees planted, 880+ community members engaged, 46 agroforestry certificates earned



GRANTS: 2026 & BEYOND

✓ BLOOMBERG YOUTH CLIMATE ACTION FUND

- **\$50,000 micro-grant program** to mobilize young people ages 15-24 to design, develop and implement projects aligned with the City's climate goals.

✓ MUNICIPAL INVESTMENT FUND

- EPA's larger National Clean Investment Fund, which awarded a **\$5 billion capitalization grant** to accelerate the transition from carbon to clean energy
- Climate Communities Collaborative, in partnership with OOS, **received technical support and \$250,000** in market-building funding to develop a public-private partnership plan that will advance priority clean energy

✗ EPA SOLID WASTE INFRASTRUCTURE FOR RECYCLING (2025)

- **\$2M for comprehensive composting and recycling** services to 4 low-income public housing neighborhoods - Gilpin, Mosby, Fairfield and Whitcomb Courts.
- Notified in December 2025 not selected (17 municipalities received funding, down from 25 in previous round)

? BUILDING RESILIENT INFRASTRUCTURE IN COMMUNITY GRANT (FEMA)

- **OOS applying with PlanRVA** to fund site-specific microgrid systems (solar + battery storage) at community-serving facilities that could function as **resilience hubs**



Disposable Plastic Bag Tax FY26 Q3 Report

Tara Worden

Sustainability Manager

Government Operations Standing Committee

Office of Sustainability



**CITY OF
RICHMOND**