



**City Of Richmond, Virginia
Office of the City Clerk**

Request to Withdraw Legislation


Paper Number: Res. 2017-R076

Chief Patron: Ms. Larson

Introduction Date: September 25, 2017

Chief Patron Signature: 

For Office Use Only

Attestation: 

Effective Date: 9/21/2018

INTRODUCED: September 25, 2017

A RESOLUTION No. 2017-R076

To establish, pursuant to City Code § 12-206, the per capita amounts to be used to determine budget appropriations for nonprofit organization grant programs beginning with the Fiscal Year 2018-2019.

Patron – Ms. Larson

Approved as to form and legality
by the City Attorney

PUBLIC HEARING: NOV 13 2017 AT 6 P.M.

BE IT RESOLVED BY THE COUNCIL OF THE CITY OF RICHMOND:

That the Council of the City of Richmond, pursuant to section 12-206 of the Code of the City of Richmond (2015), as amended, hereby establishes the following per capita amounts to be used to determine budget appropriations for nonprofit organization grant programs beginning with the fiscal year commencing July 1, 2018, and ending June 30, 2019:

1. The per capita amount for the Education Grant Program shall be \$4.85.
2. The per capita amount for the Health and Human Services Grant Program shall be \$3.97.

AYES: _____ NOES: _____ ABSTAIN: _____

ADOPTED: _____ REJECTED: _____ STRICKEN: _____

3. The per capita amount for the Visual and Performing Arts Grant Program shall be \$1.50.



Richmond City Council

The Voice of the People

Richmond, Virginia

Office of the Council Chief of Staff

Ordinance/Resolution Request

TO Allen Jackson, Richmond City Attorney
Richmond Office of the City Attorney

THROUGH Lou Brown Ali *LBa*
Council Chief of Staff

FROM William E. Echelberger, Jr, Council Budget Analyst *WE*

COPY Kristen N. Larsen, 4th District Representative
Haskell Brown, Deputy City Attorney
Meghan K. Brown, Deputy Council Chief of Staff *MCB*
Bryce H. Lyle, 4th District Liaison

DATE August 31, 2017

PAGE/s 1 of 2

TITLE City Funding of Not-for-Profit Organizations

RECEIVED

AUG 31 2017

OFFICE OF CITY ATTORNEY

This is a request for the drafting of an Ordinance Resolution

REQUESTING COUNCILMEMBER/PATRON

Kristen N. Larsen, 4th District Representative

SUGGESTED STANDING COMMITTEE

Finance and Economic Development

ORDINANCE/RESOLUTION SUMMARY

The Patron requests an ordinance to create three grant programs for funding of non-governmental, not-for-profit organizations that provide services in the City of Richmond, or the Richmond Region:

1. Education Grant Program
2. Health and Human Services Grant Program
3. Visual and Performing Arts Grant Program.

Visual and Performing Arts Grant Commission

The Visual and Performing Arts Grant Program is to be administered by a new Visual and Performing Arts Grant Commission. The Visual and Performing Arts Grant Commission is to be composed of five members, three appointed by Richmond City Council and two appointed by the Mayor. Except for the first appointees, Commission members shall serve terms of three years. The first group of appointees are to serve staggered terms:

- | | |
|----------------------|-------------|
| Council Appointee #1 | One year |
| Mayoral Appointee #1 | two years |
| Mayoral Appointee #2 | Two years |
| Council Appointee #2 | Three Years |
| Council Appointee #3 | Three Years |

Commission members are to select a Chair and Vice Chair from among the members

Commission members shall be eligible for reappointment to one additional term. All commission members are to be residents of the City of Richmond, and may not be employees, or elected officials of the City, or Richmond Public Schools.

The Commission is to have the following duties:

4. Develop policies and procedures for application for funding from the Visual and Performing Arts Grant Program.
5. Develop policies and procedures for its review and approval of applications for funding from the Visual and Performing Arts Grant Program.
6. Review and approve application for funding from the Visual and Performing Arts Grant Program.

No commission member is to participate in the review and award of a grant to an organization in which such member, or a member of their immediate family, have an interest.

Administrative support is to be provided by the Richmond Department of Budget and Strategic Planning.

Education, Health, and Human Services Grant Commission

The Education Grant Program, and the Health and Human Services Grant Program are to be administered by a new Education, Health, and Human Services Grant Commission. The Education, Health, and Human Services Grant Commission is to be composed of five members, two appointed by Richmond City Council, one appointed by the Mayor, and two appointed by the Richmond School Board. Except for the first appointees, Commission members shall serve terms of three years. The first group of appointees are to serve staggered terms:

| | |
|---------------------------|-------------|
| Council Appointee #1 | One year |
| School Board Appointee #1 | Two years |
| Mayoral Appointee | Two years |
| Council Appointee #2 | Three Years |
| School Board Appointee #2 | Three Years |

Commission members shall be eligible for reappointment to one additional term. Commission members are to select a Chair and Vice Chair from among the members.

The Commission is to have the following duties:

7. Develop policies and procedures for application for funding from the Education Grant Program, and the Health and Human Services Grant Program.
8. Develop policies and procedures for its review and approval of applications for funding from the Education Grant Program, and the Health and Human Services Grant Program.
9. Review and approve application for funding from the Education Grant Program, and the Health and Human Services Grant Program.

No commission member is to participate in the review and award of a grant to an organization in which such member, or a member of their immediate family, have an interest.

Administrative support is to be provided by the Richmond Department of Budget and Strategic Planning.

Education Grant Program

10. The purpose of the Education Grant Program is to provide funding for 501.c.3 not-for-profit organizations that support public education in the City of Richmond, including non-governmental, not-for-profit museums.
11. Annual funding to be based on a per capita amount:

- a. The first year (FY 2019) per capita funding is to be \$4.85, for a total of \$1,076,000.
 - b. The actual amount provided for the Education Grant Program is subject to appropriation.
 - c. The Per Capital Amount may be adjusted from time to time by resolution.
 - d. If Council desires to alter the per capital funding amount, a per capital funding resolution for the next fiscal year should be adopted by Council no later than November 1, so that the amount can be used for budgeting and preliminary grant review.
 - e. The population used for calculation of the per capita amount is to be the most recent estimate from the Weldon Cooper Center for Public Service.
12. Recipient Organizations must:
- a. Complete a standard application for funding by the deadline established by the Education, Health, and Human Services Grant Commission.
 - b. Agree to an audit by the Richmond City Auditor, if requested.
 - c. Not be the recipient of additional City funding during period covered by the grant.
 - d. Provide the Commission with a report on the organization's utilization of the grant funds, including the results obtained, in such form as may be established by the Commission.

Health and Human Services Grant Program

13. The purpose of the Health and Human Services Grant Program is to provide funding for non-governmental, 501.c.3 not-for-profit organizations that support the health of Richmond residents, or provide human services in the City of Richmond.
14. Annual funding to be based on a per capita amount:
- a. The first year (FY 2019) per capita funding is to be \$3.97, for a total of \$880,125.
 - b. The actual amount provided for the Health and Human Services Grant Program is subject to appropriation.
 - c. The Per Capital Amount may be adjusted from time to time by resolution.
 - d. If Council desires to alter the per capital funding amount, a per capital funding resolution for the next fiscal year should be adopted by Council no later than November 1, so that the amount can be used for budgeting and preliminary grant review.
 - e. The population used for calculation of the per capita amount is to be the most recent estimate from the Weldon Cooper Center for Public Service.
15. Recipient Organizations must:
- a. Complete a standard application for funding by the deadline established by the Education, Health, and Human Services Grant Commission.
 - b. Agree to an audit by the Richmond City Auditor, if requested.
 - c. Not be the recipient of additional City funding during period covered by the grant.
 - d. Provide the Commission with a report on the organization's utilization of the grant funds, including the results obtained, in such form as may be established by the Commission.

Visual and Performing Arts Grant Program

16. The purpose of the Visual and Performing Arts Grant Program is to provide funding for non-governmental, 501.c.3 not-for-profit organizations that support the Visual and Performing Arts in the City of Richmond.
17. Annual funding to be based on a per capita amount:
- a. The first year (FY 2019) per capita funding is to be \$1.50, for a total of \$332,300.
 - b. The actual amount provided for the Health and Human Services Grant Program is subject to appropriation.
 - c. The Per Capital Amount may be adjusted from time to time by resolution.

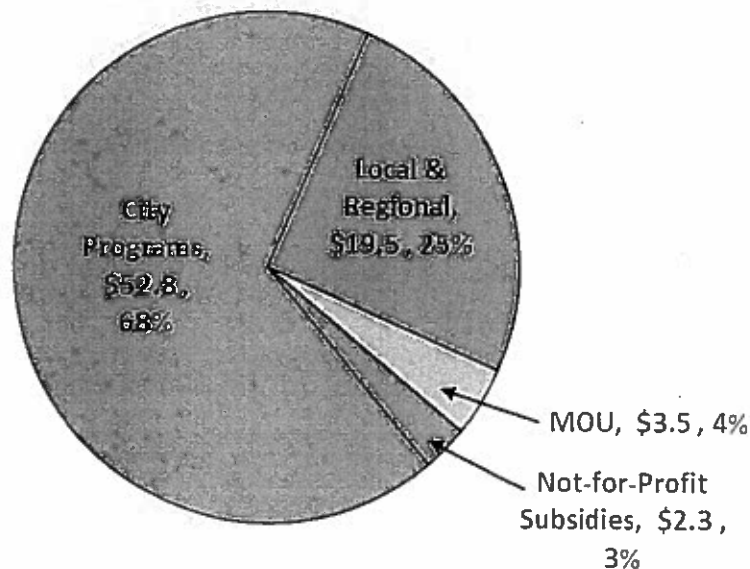
- d. If Council desires to alter the per capital funding amount, a per capital funding resolution for the next fiscal year should be adopted by Council no later than November 1, so that the amount can be used for budgeting and preliminary grant review.
 - e. The population used for calculation of the per capita amount is to be the most recent estimate from the Weldon Cooper Center for Public Service.
18. Recipient Organizations must:
- a. Complete a standard application for funding by the deadline established by the Visual and Performing Arts Grant Commission.
 - b. Agree to an audit by the Richmond City Auditor, if requested.
 - c. Not be the recipient of additional City funding during period covered by the grant.
 - d. Provide the Commission with a report on the organization's utilization of the grant funds, including the results obtained, in such form as may be established by the Commission.

BACKGROUND

Summary:


- The patron intends the proposed ordinance to reduce the time devoted by members of City Council to the funding on non-governmental, not-for-profit organizations both during review of the proposed budget, and the remainder of the year.
- The FY 2018 Adopted Budget includes an appropriation of \$77,980,866 for Non-Departmental.
- Of the Total Appropriation, \$52.7 million is allocated for City Programs that are not budgeted to a City Departments, \$3.5 million is for contractual obligations set out in Memoranda of Understanding, \$19.5 million is for local and regional organizations that provide services to City residents in lieu of the City itself, and \$2.3 million is for subsidies to various non-governmental, 501.c.3 not-for-profit organizations that provide services to City Residents.

FY 2018 Non-Departmental Appropriations
\$ Millions



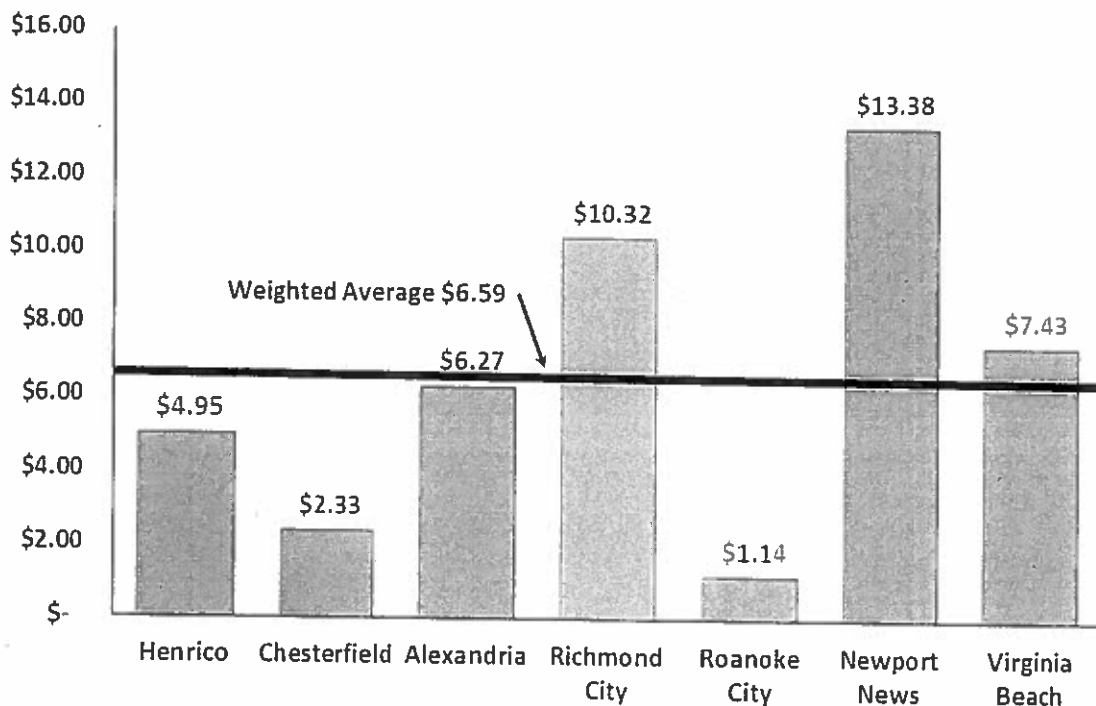
- The \$2.3 million appropriated for non-governmental, 501.c.3 not-for-profit organizations can be further broken down into three subcategories: Education - \$1.1 million, Health and Human Services, \$0.9 million, and Visual and Performing Arts - \$0.3 million.

FY 2018 Appropriation for Non-Governmental, Not-for-Profit Organizations



- The appropriation of \$2.3 million for non-governmental, 501.c.3 not-for-profit organizations equates to \$10.32 per capita, based on the 2016 population estimates from the Weldon Cooper Center for Public Service.
 - This is above the average of \$6.59 for the other local governments examined.
 - The appropriation for each locality reflects numerous factors that can vary considerably.

FY18 Per Capital Spending on Non-Governmental Entities



- The City of Virginia Beach appropriates its grants in three categories, two of which are based on a pre-established per capita amount, and are awarded by separate commissions appointed by City Council:

| Grant Program | Awarding Entity | Per Capita Amount |
|-------------------------------|---|-------------------|
| Arts Grants | Virginia Beach Arts and Humanities Commission | \$ 1.10 |
| Community Organization Grants | COG Review and Allocation Committee | \$ 1.10 |
| Regional Organization Grants | City Council | N/A |

- The two per-capita Based grant programs serve specific purposes.

| Grant Program | Description | Example |
|-------------------------------|---|--|
| Arts Grants | Funding for non-profit arts and cultural organizations. | Virginia Musical Theatre |
| Community Organization Grants | Funding for organizations that benefit Virginia Beach by providing food, shelter, medical care, training, and other services. | Senior Services of Southeastern Virginia |
| Regional Organization Grants | Funding for organizations that benefit Virginia Beach as well as the entire region. | Virginians for High Speed Rail |

- An examination of the City of Richmond's Non-Departmental FY 2018 subsidy grants yields a slightly different emphasis and natural grouping into categories.

| Grant Program | Description | Example |
|----------------------------------|---|------------------------|
| Education Grants | Funding for non-profit educational organizations, including museums. | Communities In Schools |
| Arts Grants | Funding for non-profit arts and cultural organizations. | CultureWorks, Inc. |
| Health and Human Services Grants | Funding for organizations that provide food, shelter, medical care, training, and other services. | Fan Free Clinic |

FISCAL IMPACT STATEMENT

Fiscal Impact Yes No

Budget Amendment Required Yes No

Estimated Cost or Revenue Impact

There will be no revenue or expenditure impact in FY 2018, or FY 2019. This assumes that the level of funding per capita will remain unchanged, and that staff currently supporting the Non-Departmental Grants program will continue to do so.

Attachment/s Yes No

FY2018 Non-Departmental Budget Programs

Non Departmental Agency

**FY18
Adopted**

| Support for City Programs | |
|--|-------------------|
| VHA/RNH Subsidy | 28,000 |
| Greater Richmond Transit Co. Equipment Note | 541,493 |
| 311 Call Center Funds | 905,634 |
| Affordable Housing Trust Fund Contribution | 731,250 |
| MetroCare Water Assistance Program | 285,000 |
| Retirees Expenses | 3,600,000 |
| Tax Relief - Elderly/Disabled & Rehab | 3,000,000 |
| Transfer to Risk Management Internal Service Fund | 9,808,505 |
| Transfer to the Information Technology Internal Service Fund | 19,733,414 |
| Greater Richmond Transit Co. (GRTC) | 13,963,188 |
| Greater Richmond Transit Co. Senior Rate Break | 190,000 |
| Subtotal: Support for City Programs | 52,786,484 |
| Support for City Obligations | |
| Clayco, Inc. (Economic Development Grant through EDA) | 500,000 |
| Fulton Hill Studios (Economic Development Grant through EDA) | 250,000 |
| MeadWestvaco Corporation (Economic Development Grant through EDA) | 250,000 |
| Owens & Minor - Project Engage (Economic Development Grant through EDA) | 50,000 |
| Phillip Morris USA, Inc., (Economic Development Grant through EDA) | 1,250,000 |
| RPAC, LLLP Payment | 500,000 |
| RRHA Property Maintenance & Insurance | 112,500 |
| Stone Brewing Company, LLC (Economic Development Grant through EDA) | 300,000 |
| Stone Brewing Company, LLC (Conditional Real Estate Grant through EDA) | 180,000 |
| Wyeth LLC (Pfizer) (Economic Development Grant through EDA) | 65,000 |
| Subtotal: Support for City Obligations | 3,457,500 |
| Support in Lieu of City Services | |
| Enrichmond Foundation | 75,000 |
| Greater Richmond Convention Center Authority | 8,026,319 |
| Greater Richmond Partnership, Inc. | 385,000 |
| J Sargeant Reynolds Community College (Capital Contribution) | 196,274 |
| J Sargeant Reynolds Community College (Operating Contribution) | 63,216 |
| Med-Flight (through Chesterfield County Treasurer) | 7,000 |
| Richmond Metropolitan Convention & Visitors Bureau (Richmond Region Tourism) | 1,621,611 |
| Richmond Regional Planning District Commission | 130,337 |
| Maymont Contribution | 450,000 |
| Richmond Ambulance Authority | 4,405,500 |
| Richmond Behavioral Health Authority | 2,695,000 |
| RRHA for East End Transformation | 200,000 |
| Venture Richmond, Inc. | 1,190,000 |
| Capital Region Workforce Partnership (through Henrico County) | 20,000 |
| Subtotal: Support in Lieu of City Services | 19,465,257 |
| Support in Community Organizations | |
| Black History Museum and Cultural Center of Virginia, Inc. | 37,500 |

FY2018 Non-Departmental Budget Programs

| Non Departmental Agency | FY18 Adopted |
|--|-------------------|
| Capital Area Partnership Uplifting People, Inc. (CAPUP) | 100,000 |
| CARITAS | 37,125 |
| Communities In Schools of Richmond, Inc. | 400,000 |
| CultureWorks, Inc. | 267,300 |
| Daily Planet, Incorporated | 30,000 |
| East End Teen Center | 10,000 |
| Elderhomes Corporation (Project: Homes for Homeownership Programs) | 30,000 |
| Emergency Shelter, Inc. (HomeAgain) | 7,500 |
| Fan Free Clinic | 30,000 |
| Feed More, Inc. | 100,000 |
| The Friends' Association for Children | - |
| Groundwork RVA, Inc. (Green Team) | 40,000 |
| Healing Place | 60,000 |
| Healthy Hearts Plus II, Inc. | 20,000 |
| Homeward | 30,000 |
| Junior Achievement of Central Virginia, Inc. | 16,000 |
| Metropolitan Business League of Richmond, Virginia | 95,000 |
| Middle School Renaissance 2020, LLC dba NextUP RVA | 262,500 |
| Neighborhood Resource Center, Inc. - Fulton | 25,000 |
| Offender Aid and Restoration of Richmond, Inc. | 75,000 |
| Peter Paul Development Center, Inc. | 35,000 |
| Renew Richmond | 10,000 |
| Richmond Area Association for Retarded Children (Greater Richmond ARC) | 18,000 |
| Richmond Parade, Inc. | 15,000 |
| Richmond Public Schools Education Foundation, Inc. - Promise Scholarships | 320,000 |
| The Richmond Symphony | 50,000 |
| Ridefinders | 7,500 |
| Senior Connections | 40,000 |
| Virginia Cooperative Extension - Richmond | 35,000 |
| Virginia Supportive Housing | 40,000 |
| VJ Harris Health Clinic (Capital Area Health Network) | 40,000 |
| Young Men's Christian Association of Greater Richmond (YMCA) - North Richmond Teen | 5,000 |
| Subtotal: Support in Community Organizations | 2,288,425 |
| Total Non Departmental | 77,997,666 |

FY2018 Non-Departmental Community Grants by Category

| Non Departmental Agency | Education | Health | Human Services | Visual Arts | Performing Arts | Total |
|--|------------------|----------------|-----------------------|--------------------|------------------------|------------------|
| Black History Museum and Cultural Center of Virginia, Inc. | 37,500 | | | | | 37,500 |
| Capital Area Partnership Uplifting People, Inc. (CAPUP) | | | 100,000 | | | 100,000 |
| CARITAS | | | 37,125 | | | 37,125 |
| Communities In Schools of Richmond, Inc. | 400,000 | | | | | 400,000 |
| CultureWorks, Inc. | | | | | 267,300 | 267,300 |
| Daily Planet, Incorporated | | | 30,000 | | | 30,000 |
| East End Teen Center | | | 10,000 | | | 10,000 |
| Elderhomes Corporation (Project: Homes for Homeownership Programs) | | | 30,000 | | | 30,000 |
| Emergency Shelter, Inc. (HomeAgain) | | | 7,500 | | | 7,500 |
| Fan Free Clinic | | 30,000 | | | | 30,000 |
| Feed More, Inc. | | | 100,000 | | | 100,000 |
| The Friends' Association for Children | | | | | | |
| Groundwork RVA, Inc. (Green Team) | 40,000 | | | | | 40,000 |
| Healing Place | | 60,000 | | | | 60,000 |
| Healthy Hearts Plus II, Inc. | | 20,000 | | | | 20,000 |
| Homeward | | | 30,000 | | | 30,000 |
| Junior Achievement of Central Virginia, Inc. | 16,000 | | | | | 16,000 |
| Metropolitan Business League of Richmond, Virginia | | | 95,000 | | | 95,000 |
| Middle School Renaissance 2020, LLC dba NextUP RVA | 262,500 | | | | | 262,500 |
| Neighborhood Resource Center, Inc. - Fulton | | | 25,000 | | | 25,000 |
| Offender Aid and Restoration of Richmond, Inc. | | | 75,000 | | | 75,000 |
| Peter Paul Development Center, Inc. | | | 35,000 | | | 35,000 |
| Renew Richmond | | | 10,000 | | | 10,000 |
| Richmond Area Association for Retarded Children (Greater Richmond ARC) | | | 18,000 | | | 18,000 |
| Richmond Parade, Inc. | | | | | 15,000 | 15,000 |
| Richmond Public Schools Education Foundation, Inc. - Promise Scholarships | 320,000 | | | | | 320,000 |
| The Richmond Symphony | | | | | 50,000 | 50,000 |
| Ridefinders | | | | | | |
| Senior Connections | | | 7,500 | | | 7,500 |
| Virginia Cooperative Extension - Richmond | | | 40,000 | | | 40,000 |
| Virginia Supportive Housing | | | 35,000 | | | 35,000 |
| VJ Harris Health Clinic (Capital Area Health Network) | | | 40,000 | | | 40,000 |
| Young Men's Christian Association of Greater Richmond (YMCA) - North Richmond Teen | | 40,000 | | | | 40,000 |
| | | | 5,000 | | | 5,000 |
| Total Non Departmental | 1,076,000 | 150,000 | 730,125 | - | 332,300 | 2,288,425 |
| Richmond Population (2016 - Weldon Cooper Center) | 221,679 | 221,679 | 221,679 | - | 221,679 | 221,679 |
| FY18 Appropriation Per Capita | \$ 4.85 | \$ 0.68 | \$ 3.29 | \$ - | \$ 1.50 | \$ 10.32 |
| | | | \$ 880,125 | | | |
| | | | \$ 3.97 | | | |