

Richmond Public Schools School Board Meeting

8/21/2023

Amelia Vaughn
Co-director, Research and Capacity at Children's Funding Project



The Technical Assistance Team



Laura Lopez

Fiscal Mapping Project
Manager, Children's Funding
Project



Amelia Vaughn

Co-Director of Research
Capacity, Children's Funding
Project



Kiley Bednar

Co-Director, University of
Missouri-St. Louis Community
Innovation & Action Center



Natalie (Nat) Mudd

Data Analyst, University of
Missouri-St. Louis Community
Innovation & Action Center

About Us

Children’s Funding Project is a nonprofit social impact organization that helps communities and states expand equitable opportunities for children and youth through strategic public financing. Through our hands-on technical assistance and collection of resources, we help advocates, policymakers, public agencies, and funders identify and align existing funding, generate new revenue, and implement strategies to administer funds in ways that maximize their impact.

childrensfundingproject.org





Through our hands-on technical assistance and collection of resources, we

- **help** local and state leaders and public agencies understand the multiple sources that fund services for children and youth;
- **coach** policymakers on aligning existing funds with local and state priorities and implementing strategies to maximize their impact;
- **equip** advocates with the skills and resources to build public and policymaker support for children and youth services and to generate new and sustainable revenue sources;
- **collaborate** with communities and states to develop customized financing solutions tailored to their needs and goals; and
- **build** collective momentum toward an equitable and proactive approach to children's funding.



Children's Funding Project's Goal for the Richmond Fiscal Map

Organize and present the full set of investments in cradle to career services and supports being made in Richmond youth for enhanced collaboration and decision making

What is a fiscal map and why do it?



What Is a “Fiscal Map?”

- An analysis of the funding streams that finance child and youth services
- Can include public (federal, state, local) and private (philanthropy) dollars
- A fiscal map answers the question **WHO** invests **HOW MUCH** and in **WHAT?**

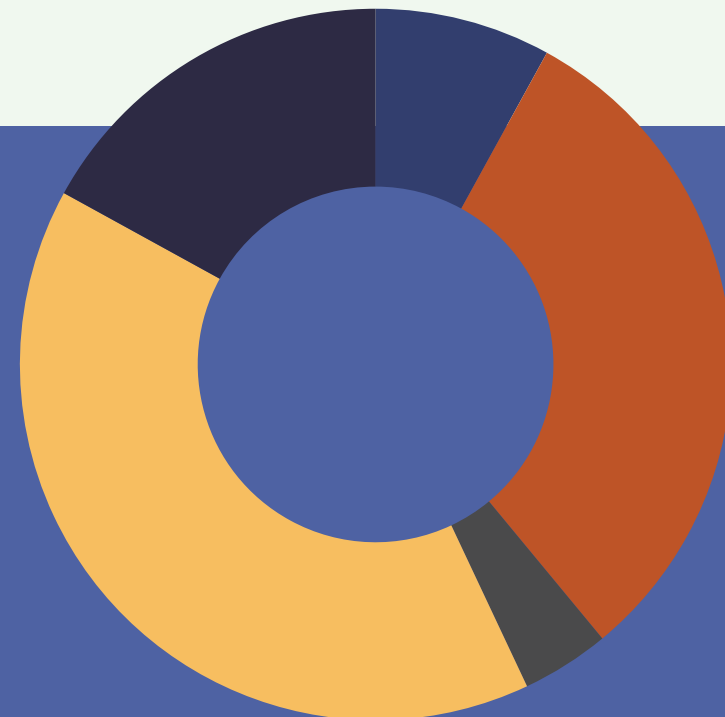

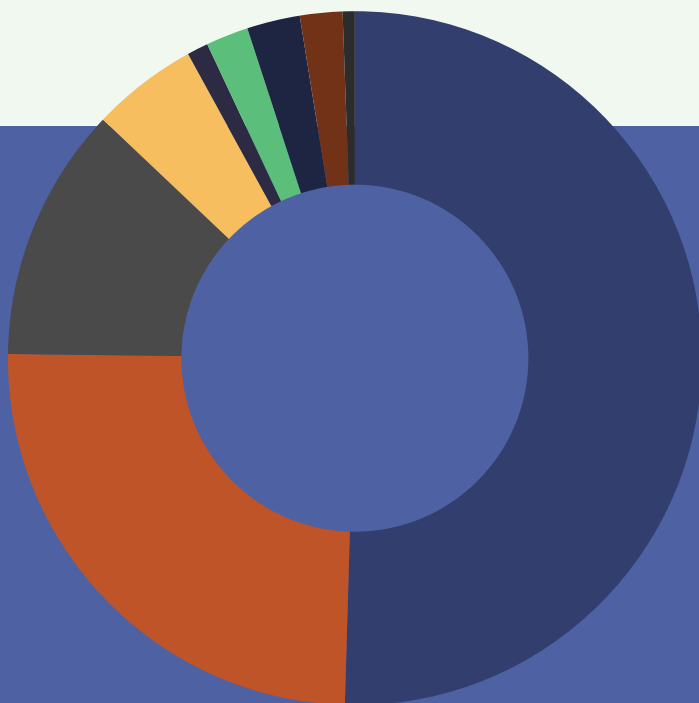
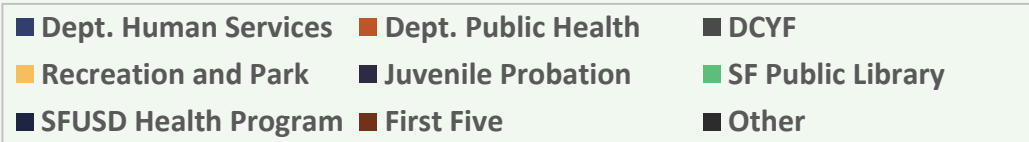
Children’s Funding Project is a nonprofit social impact organization that helps communities and states expand equitable opportunities for children and youth through strategic public financing. childrensfundingproject.org

© Children’s Funding Project, 2023

Traditional Department-Centered View of the Budget

vs.

Creating a Child-Centered View of the Budget



Why Create a Fiscal Map?

Understand current investments

Align resources with goals

Coordinate supports and services

Maximize funding opportunities

Identify new areas for attention, efficiency, and innovation

NEW EMERGENT REASONS:

- Determine the baseline funding pre COVID-19 budget deficits
- Plan for equitable recovery of funds to enhanced programs and services

Example of a fiscal map from Poughkeepsie, NY

Poughkeepsie Fiscal Map – pg 1. Summary

Poughkeepsie Children's Cabinet Fiscal Map - FY19

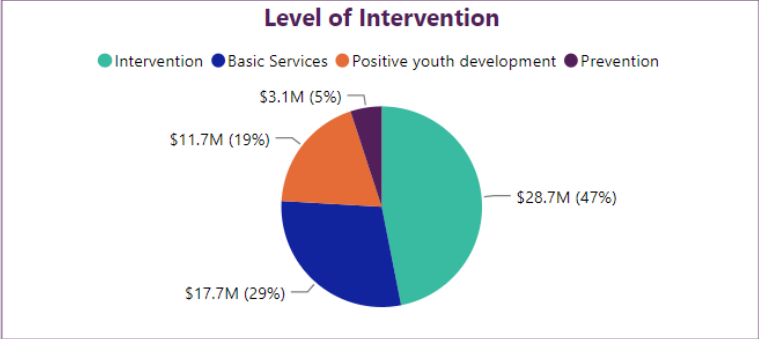

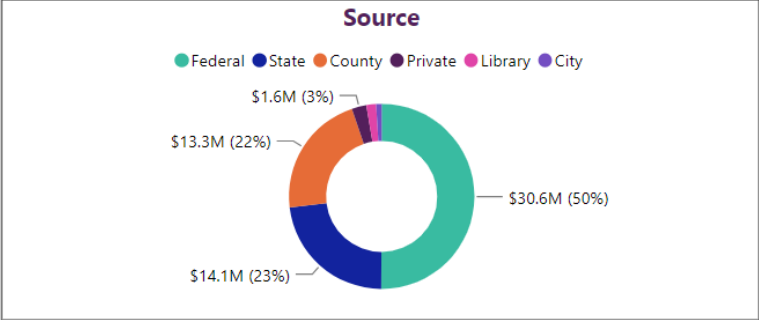
Investment in Children and Youth (0-19)

\$61M

The Poughkeepsie Children's Cabinet Fiscal Map is a comprehensive analysis of public and philanthropic investments in youth and children in Poughkeepsie. It is designed to be a resource for city leaders and youth services stakeholders seeking to visualize funding streams and align spending with priorities. In addition, nonprofits, residents, and community groups are encouraged to use the resource to better understand investments in youth and children. Through a data-driven process, the Poughkeepsie Children's Cabinet, in partnership with the national nonprofit Children's Funding Project, worked with public agencies, philanthropic donors, and nonprofits to obtain fiscal data related to youth, children and relevant family services. Fiscal data was organized into different categories to provide a more detailed analysis. For more information, please see the Appendix (Page 4). *This project was made possible through the generous support of the Poughkeepsie Alliance.*

How to Use: To take full advantage of the fiscal map's data visualization software, move your cursor and click on the segments of the data visualization elements (i.e. chart, pie, table) to view the specific information for that segment. Right-clicking over different elements and segments will provide additional data visualization options.

Funding Stream Name	Description	Amount	Granting Agency
Supplemental Nutrition Assistance Program (SNAP)	SNAP provides nutrition benefits to supplement the food budget of needy families so they can purchase healthy food and move towards self-sufficiency.	\$8,287,980	US Department of Agriculture
TANF Cash Assistance to Families	TANF stands for Temporary Assistance for Needy Families. The TANF program, which is time limited, assists families with children when the parents or other responsible relatives cannot provide for the family's basic needs.	\$6,399,746	US Department of Health and Human Services
Foster Care - County Funding	This unit provides services to children placed in care through voluntary surrender by parents, court order by Family Court, or removal of a child from his or her home due to abuse or neglect. Services provided include foster care, institutional care, adoption, non-secure detention, adoption subsidies and preventive care. This also includes Committee on Special Education school placements.	\$5,560,332	Dutchess County Department of Community and Family Services
Foster Care - Child Care	This unit provides services to children placed in care through voluntary	\$2,370,362	Office of Children



Email Amelia @ amelia@childrensgundi.org for a link to the interactive report!

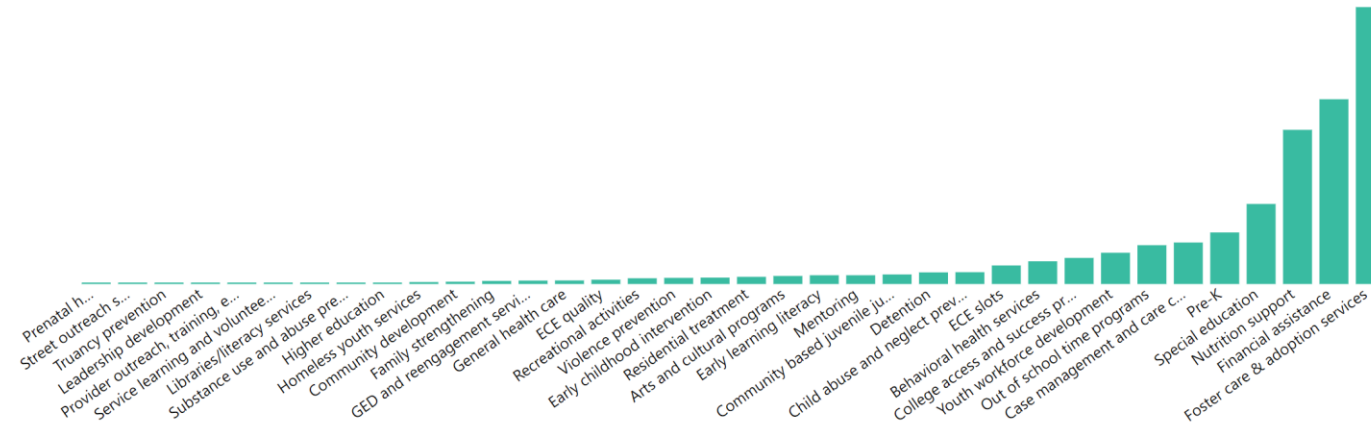
Poughkeepsie Fiscal Map – pg. 2 Funding of Services

Services & Programs

- Arts and cultural programs
- Behavioral health services
- Case management and care coordination
- Child abuse and neglect prevention
- College access and success programs
- Community based juvenile justice services
- Community development
- Detention
- Early childhood intervention
- Early learning literacy
- ECE quality
- ECE slots
- Family strengthening
- Financial assistance
- Foster care & adoption services
- GED and reengagement services
- General health care
- Higher education
- Homeless youth services
- Leadership development
- Libraries/literacy services
- Mentoring
- Nutrition support
- Out of school time programs
- Pre-K
- Prenatal health services
- Provider outreach, training, evaluation and technical assistance
- Recreational activities
- Residential treatment
- Service learning and volunteering
- Special education
- Street outreach services
- Substance use and abuse prevention
- Truancy prevention
- Violence prevention
- Youth workforce development

Note: Funds were categorized by the *primary* service(s) and program(s) they support. If that included more than one type, the total amount of funds were divided equally. This page is best used as a starting point for further research and discussion about better supporting types of services and supports in the City.

Directions: Click one or multiple selections from the list of services and programs in the left side menu. The visuals and data table will change to show data from your selections.



Funding Stream Name	Description	FY19 Amount	Original Granting Agency
YouthBuild (portion for workforce development services)	YouthBuild is a community-based pre-apprenticeship program that provides job training and educational opportunities for at-risk youth ages 16-24 who have previously dropped out of high school. Youth learn vocational skills in construction, as well as in other in-demand industries that include health care, information technology, and hospitality. Youth also provide community service through the required construction or rehabilitation of affordable housing for low-income or homeless families in their own neighborhoods. Youth split their time between the vocational training work site and the classroom, where they earn their high school diploma or equivalency degree, learn to be community leaders, and prepare for postsecondary training opportunities, including college, apprenticeships, and employment. YouthBuild includes significant support systems, such as a mentoring, follow-up education, employment, and personal counseling services; and participation in community service and civic engagement.	\$500,000	US Department of Labor

Email Amelia @ amelia@childrensgundi.org for a link to the interactive report!

Poughkeepsie Fiscal Map – pg. 3 Funding of Age Ranges

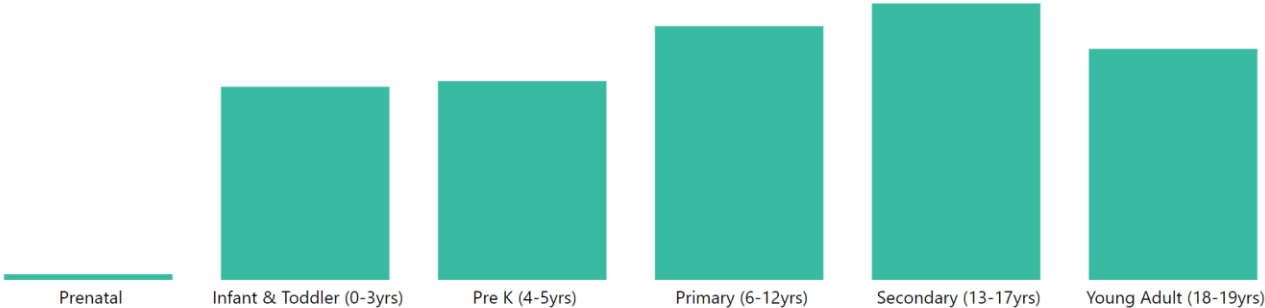
Note: Funds that support multiple age groups were divided equally across the age range. The bar graph shows the number, or 'count', of funding streams in the fiscal map that support each age range. This page is best used as a starting point for further research and discussion about better supporting specific age groups of children and youth in the City, rather than examining the dollar amount shown in the table.

Directions: Click one or multiple selections from the list of age ranges in the left side menu. The visuals and data table will change to show data from your selections.

Count of Funding Streams that Support Each Age Range

Age Ranges

- Prenatal
- Infant & Toddler (0-3yrs)
- Pre K (4-5yrs)
- Primary (6-12yrs)
- Secondary (13-17yrs)
- Young Adult (18-19yrs)



Email Amelia @ amelia@childrensgundi ngproject.org for a link to the interactive report!

Funding Stream Name	Description	Original Granting Agency	Eligible Services & Programs
Adelante Student Voices - Community Foundations of the Hudson Valley	College Summer Program; Donor advised Fund	Community Foundations of the Hudson Valley	Out of school time programs
Adelante Student Voices - North Star Fund	College Summer Program	North Star Fund	Out of school time programs
Agency Boarding Home	Our Agency Boarding Home program is intended to provide each youth with an opportunity to strengthen his/her ability for close interpersonal relationships within a home setting and the neighborhood. Youth in these homes are able to handle a higher level of independence and receive counseling and training to develop the skills needed for eventual full independence. Youth in this program return home, to adoption or to independence.	New York Office of Children and Family Services	Foster care & adoption services
Agency Partner Grant - Center for the Prevention of Child Abuse (CPCA)	Funding supports the Personal Safety Program (PSP)	Dutchess County Department of Planning and Development	Child abuse and neglect prevention



Children's Funding Project Fiscal Mapping Methodology and Practices

- 1. Start by doing background research of publicly available budget resources: US. Treasury's USAspending.gov, state budget, local budgets.**
- 2. Meet individually with budget holders to verify the data we collected in our background research and learn more about the context of the funding landscape.**
- 3. We code each line item, or appropriation, from the source (federal, state, city) and not from the program. This is in efforts to not duplicate accounting, since many programs are funded from multiple sources.**
 - ex. We code WIOA as one line item from the federal government vs. a line for each program in RVA that receives WIOA funds**
- 4. We also code the characteristics of each funding stream based on how those dollars are intended to support children. This is the basis of the 'child-centered view' of the budget. So, many of RPS's budget line items will be visualized across other aspects of a child's life, other than education.**
 - ex. School based wellness funds will be coded as providing physical, mental, and behavioral health services to students in efforts to support health outcomes. We will note that the service setting is school-based.**
 - ex. Funds for attendance services will be coded as providing truancy prevention support in efforts to make sure students are better supported and connected.**
 - ex. Classroom instruction funds will be coded as providing K-12 learning services in efforts to support education outcomes.**

Proposed Details and Timeline for Richmond Fiscal Map




Scope of the Richmond Fiscal Map

Who: Federal, state, local, and school district levels of funding. Potential to include private/philanthropic funding through the following stakeholders: Robbins Foundation, Community Foundation, Altria, Dominion

What: Appropriated investments in direct services and supports for ages 0-24. Not including capital investments, Medicaid. Including special revenues.

When: Fiscal Year(s): FY23 and FY24

Goals for Richmond

-  Understanding what current investments are to improve projects and planning for imminent fiscal cliff and to inform newly elected officials.
-  Shine light on potential collaboration points for collective impact towards improving child and youth outcomes.
-  Greater alignment amongst all City of Richmond agencies.

Richmond Fiscal Map Project Timeline

Phase of Work	June '23	July '23	Aug '23	Sept '23	Oct '23	Nov '23	Dec '23*
Pre-Work & Interim Report - <i>complete</i>	Pulled fiscal data from publicly available resources						
Data Collection – <i>next up</i>		This involves meeting with budget holders from each participating agency to verify the data that was collected from publicly available resources.					
Data Analysis				This will involve creating an interactive report for Richmond.			
Coaching and Capacity Building		We would like to train someone within the city on how to continue collecting data and updating the fiscal map over time.					
Final Presentation and Next Steps						Present the final report and data to all stakeholders	

*Possibility of ending in January 2024 based on final closing procedures and Richmond leadership availability for closing presentation.

How a Richmond Fiscal Map will support RPS

We know that schools provide so much more than just instruction. We would like to give RPS credit for all that is done to support the health and wellbeing of youth, and also give a platform to show where additional funds, alignment and support are needed.

Hopefully it will provide knowledge on how to better collaborate with other city partners with the goals of better serving the students and their families.

The fiscal map will also provide data to support advocacy for continued funding of services post-ARPA, and other services and supports RPS knows are needed to be enhanced.

Thank You

Please contact Amelia Vaughn with any additional questions

CHILDREN' 
FUNDING PROJECT