

# Richmond and Henrico Health Districts

Dr. Elaine Perry, District Director  
Deanna Krautner, Chief Operating Officer



# Mission, vision, and values

## Mission

Protect health, champion equity, and partner to address local needs.



## Vision

Thriving communities supporting health for all.



## Values

### Culture setting values

Integrity, collaboration, and equity



### Operational values

Data-informed, innovative, and strategic

# Richmond City Health District is...

## 1 Main location

- *East Cary*

## 6 Resource Centers

- *Whitcomb Gilpin Fairfield  
Creighton Hillside Mosby*

## 2 WIC Locations

- *Southside Plaza*
- *Community Hospital*

## 115 positions

- 99 salary  
*15 vacant*
- 1 Wage
- 15 Contract

# District Management Team



**Elaine Perry**  
District Director



**Deanna Krautner**  
Chief Operations  
Officer



**Melissa Viray**  
Deputy Director



**Cindy McKelvy**  
Environmental  
Health



**Tamara Jones**  
Population Health



**Margo Webb**  
Community  
Programs



**Sarah Widmer**  
Nurse Manager



**Kaleigh Reinhart**  
Environmental  
Health



**Scott McIntyre**  
Business  
Manager



**Liz Denison**  
Business  
Manager

# Foundational public health services



## Richmond City Metrics

Core Metric	2024	2025	2026 Target	2027 Target
WIC average monthly participation	4537	4273	4388	4450
EH Food Inspections	2724	3082	3200	3500
FP/STI clinic encounters	3997	3836	4000	4400

# RHHD CHA/CHIP



# FINDINGS FROM THE COMMUNITY HEALTH Assessment

In 2024, the Richmond and Henrico Health Districts worked closely with partner organizations and residents across our neighborhoods to conduct a Community Health Assessment (CHA). This assessment lets us know what issues matter most to you so that we can take informed action.

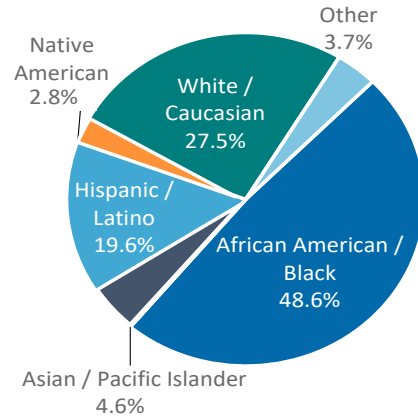
## 1,126

Richmond & Henrico residents responded (465 Henrico, 661 Richmond)

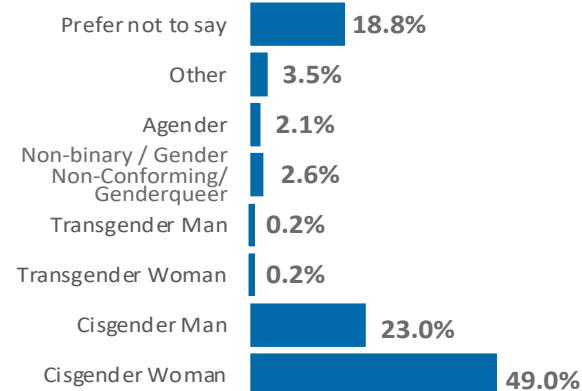
### Age

We heard from residents between ages 18 and 88—that's a lot of experience!

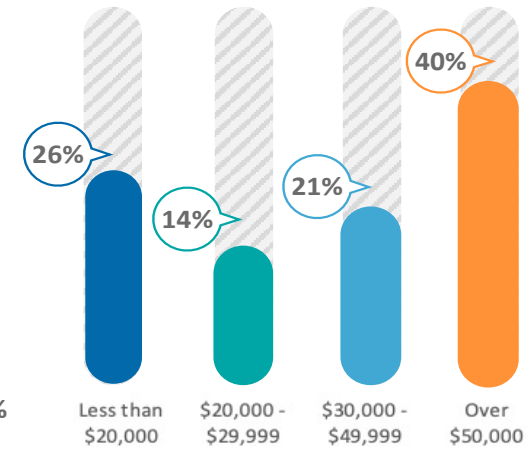
### Race/ Ethnicity of Respondents



### Gender of Respondents

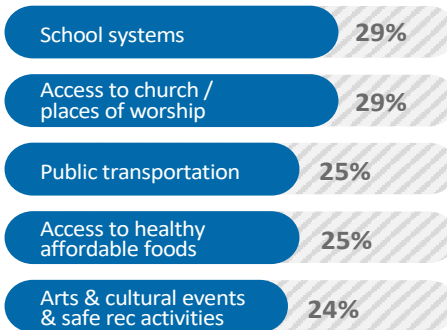


### Income of Respondents



We asked you

## What's going well?



Top issues identified:

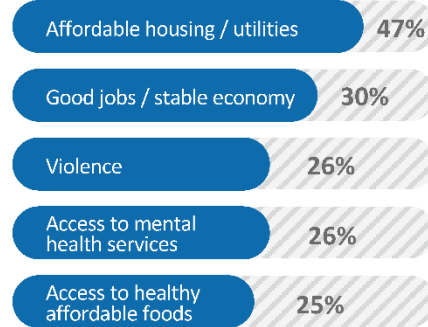


56% YES

30%

What needs  
**Improvement**  
in our  
communities

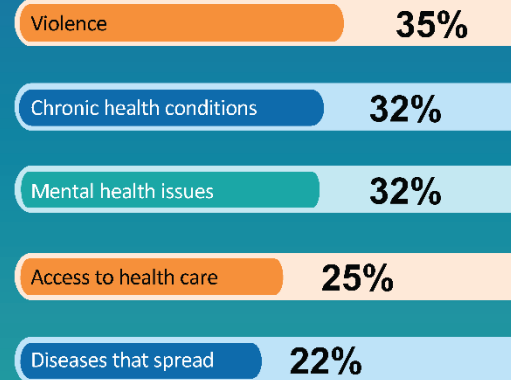
You worry about the cost of living and accessing services in our communities. We asked: "What is NOT going well in your community?"\*



\*How did we get these numbers? Participants could choose multiple answers. Each percentage reflects the total participants who selected that particular answer.

Top  
**Health-related**  
concerns

You saw big health challenges facing our communities—and we can work together to address them! We asked: "What three health related issues are you most concerned about in your community?"\*



What happens  
**NEXT?**

**The Community Health Improvement Plan (CHIP)**

RHHD's CHA Steering Committee evaluated the survey results and identified three priority areas to address in the next step: The Community Health Improvement Plan.



Prioritizing helps us make concrete change in key areas. There are lots of areas that still need support, like affordable housing, food access, and stable jobs. We see many of these areas as connected and know that ongoing public health work will help us make an impact in these areas.

How to  
**Get involved**

We're looking for community members to participate in the CHIP steering committees for the three priority areas. If you spend a lot of time thinking about or working on one of these issues, we need your ideas!

To sign up, scan QR code or call 804-774-9776!



# Community Health Improvement Plan

## Goals

### **Chronic Disease Workgroup: Focus on heart health**

Goal 1: Expand community blood pressure monitoring efforts

Goal 2: Create community based heart health education initiatives

Goal 3: Expand nutrition education/nutritious food access

### **Mental Health (Including Substance Use) Workgroup: Focus on connection and access to local resources**

Goal 1: Support youth mental health initiatives

Goal 2: Improve community awareness of adult mental health services

Goal 3: Reduce substance use related harms through partnership efforts

### **Community Safety Workgroup: Focus on leveraging partnerships to expand community safety and violence prevention efforts**

Goal 1: Reduce alcohol-related motor vehicle deaths and hospitalizations

Goal 2: Increase collaboration with organizations addressing domestic violence and interpersonal violence

# Budget

FY26 budget & FY27 request



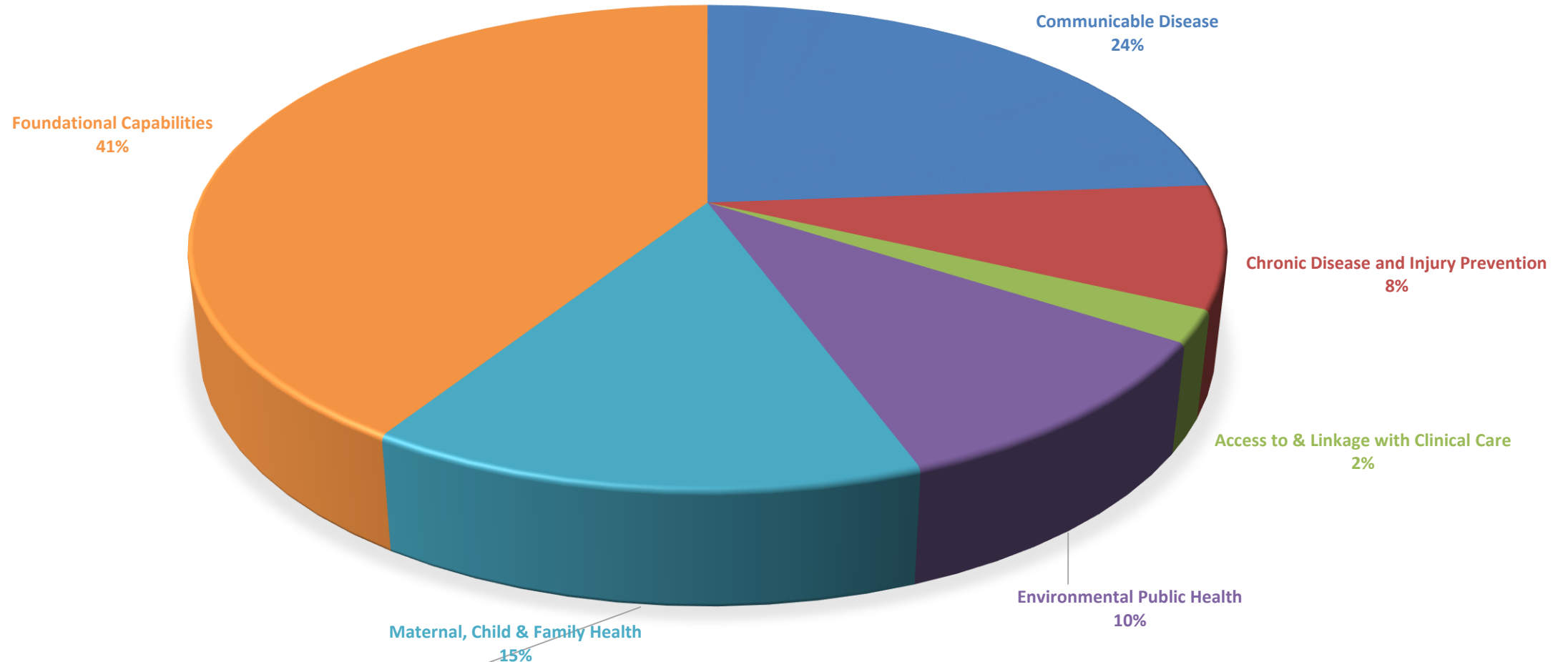
# FY26 Richmond Budget

Richmond Local Match (34%)	\$2,973,328
Richmond 100% Local funds	\$1,660,162
<b>Total Richmond</b>	<b>\$4,633,490</b>
State General Fund (66%)	\$5,876,917
Federal Grants	\$3,161,816
Estimated Revenue*	\$875,102
<b>Total State, Fed, Revenue</b>	<b>\$9,913,835</b>
<b>Grand Total</b>	<b>\$14,547,345</b>

# Richmond 100% Local Funds

FY2026 Budget	
<b>Richmond 100% Local Funds</b>	<b>\$1,660,162</b>
Adolescent Health	\$276,050
Communicable Disease Services	\$176,862
Radiology Services	\$28,250
Violence Prevention	\$194,000
Resource Centers	\$469,850
Lead/Rabies	\$128,250
Housing Advocacy	\$111,400
Tobacco Cessation	\$275,500

# Foundational Areas & Capabilities Budget FY26



# Thank you!

## Questions?

