



RICHMOND POLICE DEPARTMENT

2022 YEAR END CRIME REVIEW

BY COUNCIL DISTRICT

INTERIM POLICE CHIEF
RICHARD G. EDWARDS



CORE VALUES AND MISSION STATEMENT

CORE VALUES

**EMPLOYEE HEALTH, WELLNESS,
AND MORALE**

**REBUILDING TRUST AND
LEGITIMACY**

**PUBLIC SAFETY THROUGH
COMMUNITY ENGAGEMENT**

INNOVATION THROUGH TECHNOLOGY

**COMMUNITY POLICING THROUGH STRATEGIC
PLANNING AND EVIDENCE BASED RESEARCH**

MISSION STATEMENT

Our mission is to make the City of Richmond safer through community policing and engagement, to build open and transparent relationships within our diverse and vibrant communities, to reduce crime through relentless follow-up, to problem-solve utilizing a collaborative spirit, and provide the highest standard of responsiveness, professionalism, and protections guaranteed to all that live, work, and visit our great City.



1st Precinct

**Richmond Police
Department**

First Precinct
2501 Q St. Richmond, VA 23223



**First Precinct
Commander**
Captain
Anthony Jackson

(804) 646-0479

Anthony.L.Jackson
@rva.gov

Sector 111

Lieutenant
James Hogan

(804) 646-0574

James.Hogan
@rva.gov



**First Precinct
Executive
Officer**
Lieutenant
Shane Waite

(804) 646-0575

Shane.Waite
@rva.gov

Sector 112

Lieutenant
Gary Borges

(804) 646-0572

Gary.Borges
@rva.gov



**Focus Mission
Team
(Detectives)**
Lieutenant
William Brereton

(804) 646-0573

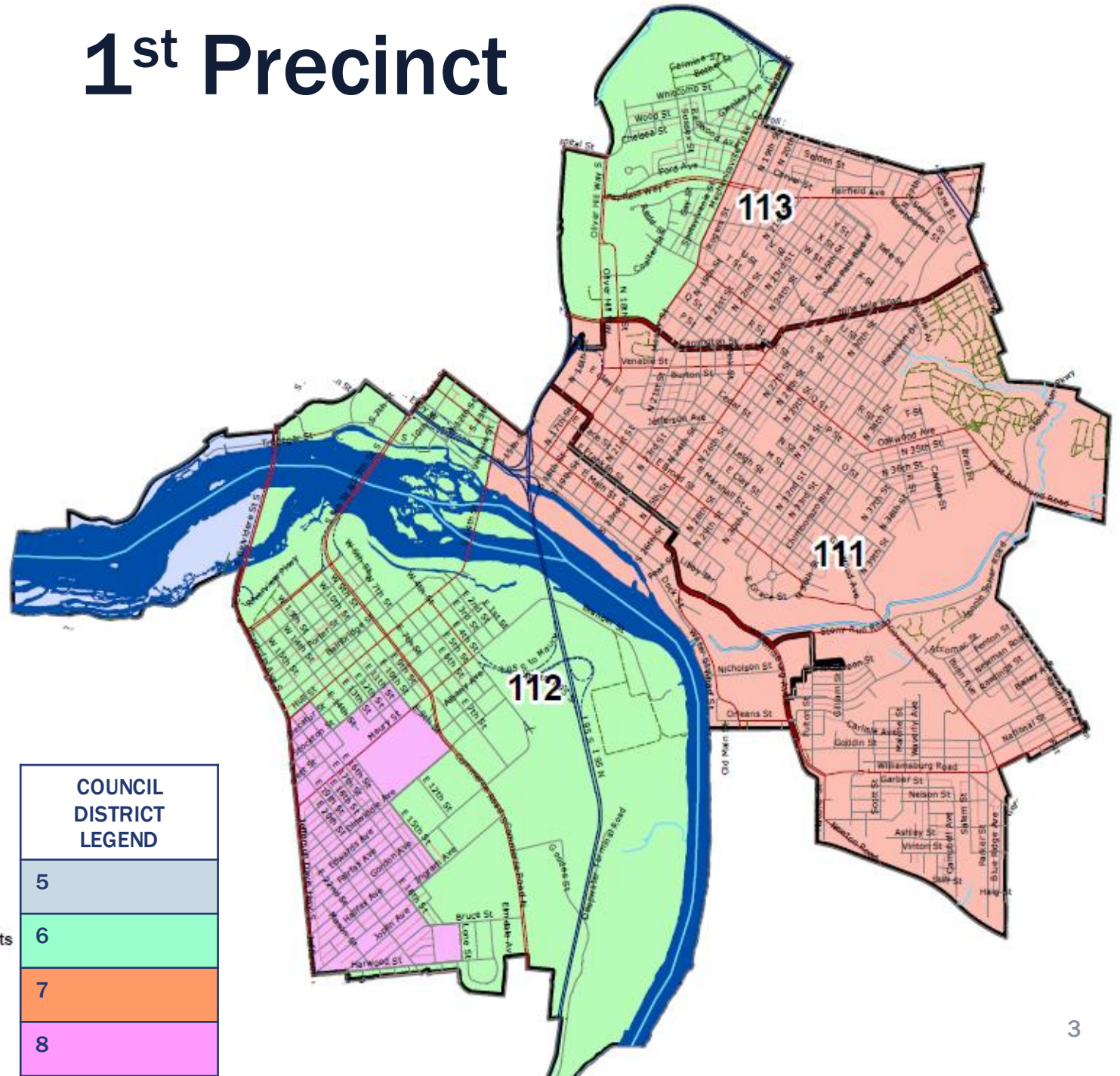
William.Brereton
@rva.gov

Sector 113

Lieutenant
Anthony McRae

(804) 646-3387

Anthony.McRae
@rva.gov



COUNCIL DISTRICT LEGEND	
5	Light Blue
6	Light Green
7	Orange
8	Pink





**Richmond Police
Department**

Second Precinct
177 E. Belt Blvd.
Richmond, VA 23224



**Second Precinct
Commander**

Captain
KeShawn Manns

(804) 646-8125

KeShawn.Manns
@rva.gov



Sector 211

Acting Lieutenant
Brian Sheridan

(804) 646-8145

Brian.Sheridan
@rva.gov



**Second Precinct
Executive
Officer**

Lieutenant
Cynthia Hayes

(804) 646-8142

Cynthia.Hayes
@rva.gov



Sector 212

Lieutenant
Jeremy Sayles

(804) 646-3955

Jeremy.Sayles
@rva.gov



**Focus Mission
Team
(Detectives)**

Lieutenant
Victor Greene

(804) 646-8144

Victor.Greene
@rva.gov



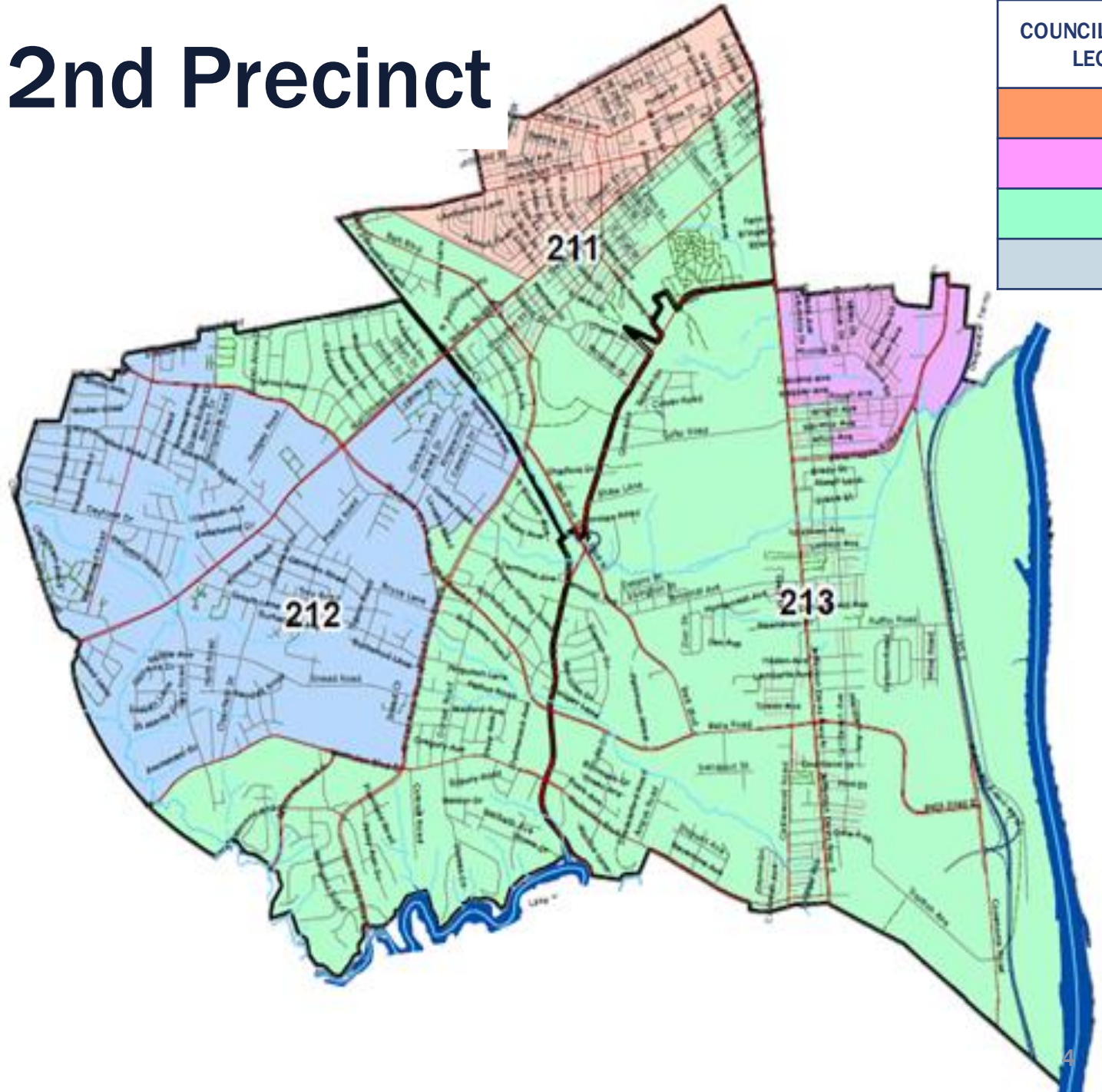
Sector 213

Acting Lieutenant
John Barkley

(804) 646-8143

John.Barkley
@rva.gov

2nd Precinct

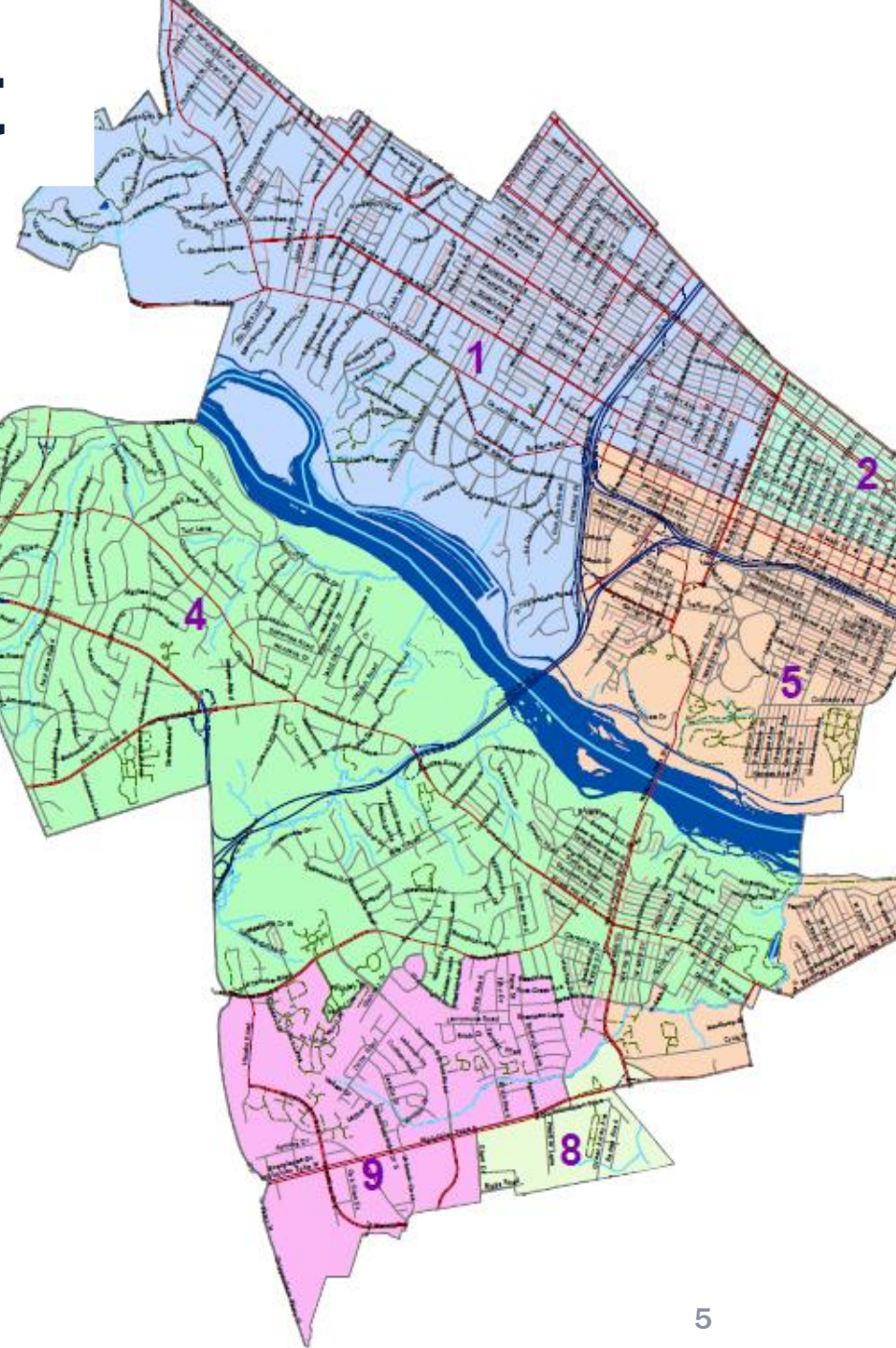


COUNCIL DISTRICT LEGEND	
	5
	6
	8
	9





3rd Precinct



**Richmond Police
Department**

Third Precinct
301 S. Meadow St.
Richmond, VA 23220



**Third Precinct
Commander**

Captain
Faith Flippo

(804) 646-1727

Faith.Flippo
@rva.gov

Sector 311

Lieutenant
William Phibbs

(804) 646-1945

William.Phibbs
@rva.gov



**Third Precinct
Executive
Officer**

Lieutenant
Frank Scarpa

(804) 646-1166

Frank.Scarpa
@rva.gov

Sector 312

Lieutenant
Warren Andorfer

(804) 646-1944

Warren.Andorfer
@rva.gov



**Focus Mission
Team
(Detectives)**

Lieutenant
Brian Corrigan

(804) 646-1946

Brian.Corrigan
@rva.gov

Sector 313

A/Lieutenant
John Raina

John.Raina
@rva.gov



COUNCIL DISTRICT LEGEND	
1	
2	
4	
5	
8	
9	



4th Precinct

**Richmond Police
Department**

Fourth Precinct
2219 Chamberlayne Ave.
Richmond, VA 23222

Sector 411

Lieutenant
Claude Picard

(804) 646-4721

Claude.Picard
@rva.gov



Fourth Precinct

Acting Captain
Lieutenant
Adrienne Gardner

(804) 646-4189

Adrienne.Gardner
@rva.gov



Sector 412

Lieutenant
Robert Fleming

(804) 646-4239

Robert.Fleming
@rva.gov



Focus Mission Team (Detectives)

Lieutenant
Brian Prendergast

(804) 646-4195

Brian.Prendergast
@rva.gov

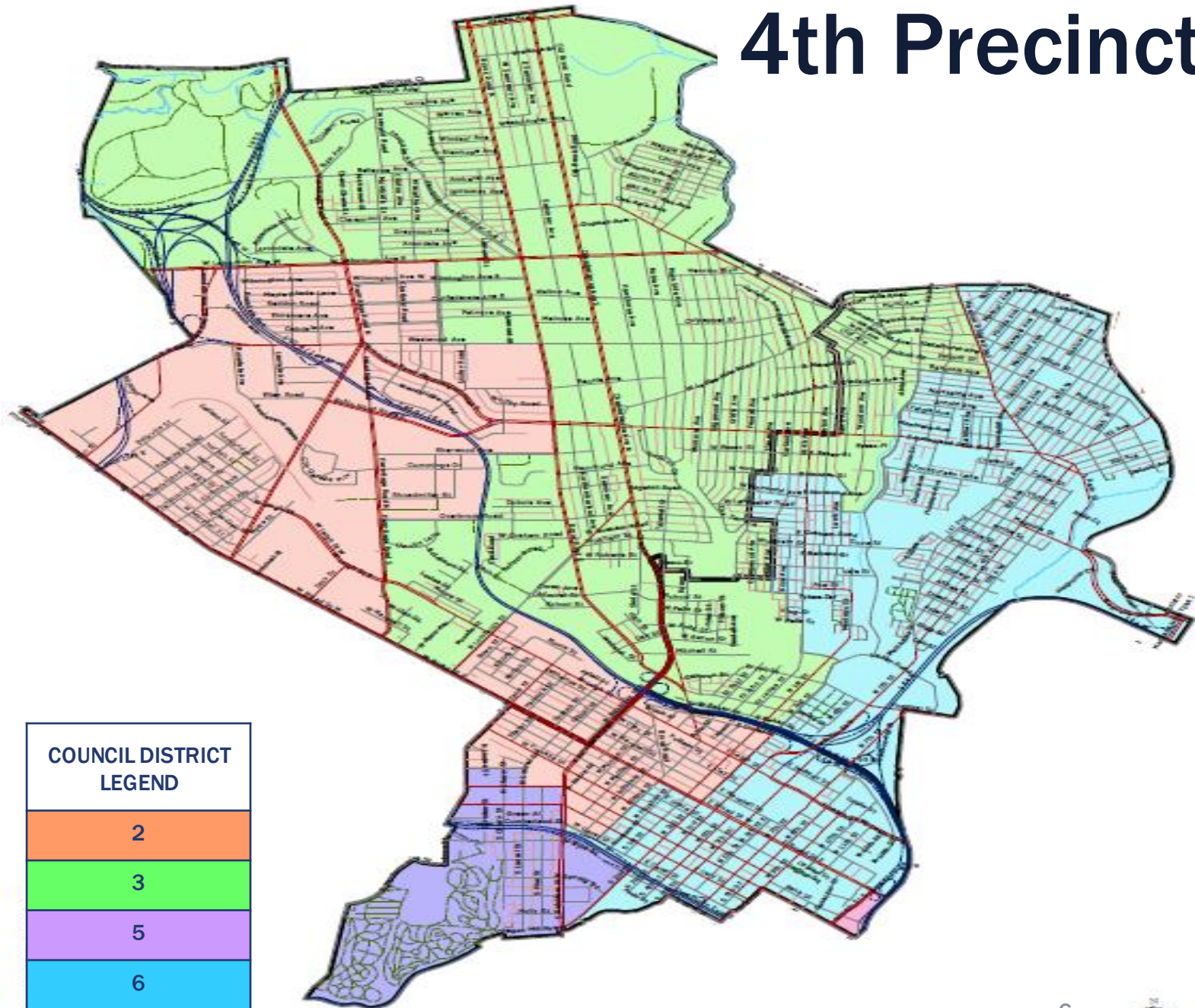


Sector 413

Lieutenant
Brian Robinson

(804) 646-4090

Brian.Robinson
@rva.gov





RICHMOND POLICE DEPARTMENT
City Wide

Reporting Period: 1/1/2022 through 12/31/2022
Compared to same date range starting in 2021

Violent Crimes	Period 2021	Period 2022	Period Change	Period %Change	YTD 2021	YTD 2022	YTD Change	YTD %Change	Pre-Period YTD % Change
09A Homicide Total	90	59	-31	-34%	90	59	-31	-34%	-100%
<i>09A Homicide Firearms</i>	76	55	-21	-27%	76	55	-21	-27%	
<i>Percent 09A Homicide Committed using Firearms</i>	84%	93%			84%	93%			
11A Rape Total	42	52	10	24%	42	52	10	24%	-100%
<i>11A Rape Firearms</i>	1	0	-1	-100%	1	0	-1	-100%	
<i>Percent 11A Rape Committed using Firearms</i>	2%	0%			2%	0%			
120D ROBBERY/BANK	0	2	2	N/A	0	2	2	N/A	0%
120E ROBBERY/COMMERCIAL HOUSE	77	78	1	1%	77	78	1	1%	-100%
120 Robbery /Business Total	77	80	3	4%	77	80	3	4%	-100%
<i>120 Robbery /Business Firearms</i>	44	49	5	11%	44	49	5	11%	
<i>Percent 120 Robbery /Business Committed using Firearms</i>	57%	61%			57%	61%			
Victims Shot	0	0	0	0%	0	0	0	0%	
120A ROBBERY/INDIVIDUAL	218	183	-35	-16%	218	183	-35	-16%	-100%
120B ROBBERY/CARJACKING	25	19	-6	-24%	25	19	-6	-24%	-100%
120F ROBBERY/RESIDENCE	18	14	-4	-22%	18	14	-4	-22%	-100%
120 Robbery /Individual Total	261	216	-45	-17%	261	216	-45	-17%	-100%
<i>120 Robbery /Individual Firearms</i>	155	148	-7	-4%	155	148	-7	-4%	
<i>Percent 120 Robbery /Individual Committed using Firearms</i>	59%	69%			59%	69%			
Victims Shot	12	8	-4	-33%	12	8	-4	-33%	
13A1 AGGRAVATED ASSAULT	535	604	69	13%	535	604	69	13%	-100%
13A4 AGGRAVATED ASSAULT DOMESTIC	96	85	-11	-11%	96	85	-11	-11%	-100%
13A Aggravated Assault Total	631	689	58	9%	631	689	58	9%	-100%
<i>13A Aggravated Assault Firearms</i>	295	317	22	7%	295	317	22	7%	
<i>Percent 13A Aggravated Assault Committed using Firearms</i>	47%	46%			47%	46%			
Victims Shot	232	248	16	7%	232	248	16	7%	
Total for Violent Crimes	1,101	1,096	-5	0%	1,101	1,096	-5	0%	-100%



RICHMOND POLICE DEPARTMENT

City Wide

Reporting Period: 1/1/2022 through 12/31/2022
 Compared to same date range starting in 2021

Property Crimes	Period 2021	Period 2022	Period Change	Period %Change	YTD 2021	YTD 2022	YTD Change	YTD %Change	Pre-Period YTD % Change
200 Arson Total	30	56	26	87%	30	56	26	87%	-100%
220A BURGLARY/B&E/RESIDENTIAL	448	474	26	6%	448	474	26	6%	-100%
220B BURGLARY/B&E/COMMERCIAL	190	223	33	17%	190	223	33	17%	-100%
220C BURGLARY/B&E/OUTBUILDING	123	150	27	22%	123	150	27	22%	-100%
220 Burglary Total	761	847	86	11%	761	847	86	11%	-100%
23A PICKPOCKET	11	9	-2	-18%	11	9	-2	-18%	-100%
23B PURSE SNATCHING	10	6	-4	-40%	10	6	-4	-40%	-100%
23C SHOPLIFTING	1036	1162	126	12%	1,036	1,162	126	12%	-100%
23D THEFT FROM BUILDING	788	1026	238	30%	788	1,026	238	30%	-100%
23E THEFT FROM COIN OPERATED MACHINE OR DEVICE	3	6	3	100%	3	6	3	100%	-100%
23F THEFT FROM MOTOR VEHICLE	1693	2358	665	39%	1,693	2,358	665	39%	-100%
23G THEFT OF MOTOR VEHICLE PARTS/ACCESSORIES	857	915	58	7%	857	915	58	7%	-100%
23H ALL OTHER LARCENY	1200	1354	154	13%	1,200	1,354	154	13%	-100%
23 Larceny Total	5598	6,836	1,238	22%	5,598	6,836	1,238	22%	-100%
240 MOTOR VEHICLE THEFT	739	941	202	27%	739	941	202	27%	-100%
240B THEFT OF MOPED/OTHER VEHICLE TYPE	49	64	15	31%	49	64	15	31%	-100%
240 Auto Theft Total	788	1,005	217	28%	788	1,005	217	28%	-100%
Total for Property Crimes	7,177	8,744	1,567	22%	7,177	8,744	1,567	22%	-100%
Grand Total Major Crimes	8,278	9,840	1,562	19%	8,278	9,840	1,562	19%	-100%



COUNCIL DISTRICT 1

The Honorable Andreas D. Addison

Precinct

1

2

3

4



RICHMOND POLICE DEPARTMENT

Council 1

Reporting Period: 1/1/2022 through 12/31/2022

Compared to same date range starting in 2021

Violent Crimes

	Period 2021	Period 2022	Period Change	Period %Change	YTD 2021	YTD 2022	YTD Change	YTD %Change	Pre-Period YTD % Change
120D ROBBERY/BANK	0	1	1	N/A	0	1	1	N/A	0%
120E ROBBERY/COMMERCIAL HOUSE	7	2	-5	-71%	7	2	-5	-71%	0%
120 Robbery /Business Total	7	3	-4	-57%	7	3	-4	-57%	0%
<i>120 Robbery /Business Firearms</i>	4	2	-2	-50%	4	2	-2	-50%	
<i>Percent 120 Robbery /Business Committed using Firearms</i>	57%	67%			57%	67%			
<i>Victims Shot</i>	0	0	0	0%	0	0	0	0%	
120A ROBBERY/INDIVIDUAL	1	3	2	200%	1	3	2	200%	0%
120 Robbery /Individual Total	1	3	2	200%	1	3	2	200%	0%
<i>120 Robbery /Individual Firearms</i>	0	1	1	N/A	0	1	1	N/A	
<i>Percent 120 Robbery /Individual Committed using Firearms</i>	0%	33%			0%	33%			
<i>Victims Shot</i>	0	0	0	0%	0	0	0	0%	
13A1 AGGRAVATED ASSAULT	3	7	4	133%	3	7	4	133%	0%
13A4 AGGRAVATED ASSAULT DOMESTIC	1	1	0	0%	1	1	0	0%	0%
13A Aggravated Assault Total	4	8	4	100%	4	8	4	100%	0%
<i>13A Aggravated Assault Firearms</i>	1	3	2	200%	1	3	2	200%	
<i>Percent 13A Aggravated Assault Committed using Firearms</i>	25%	38%			25%	38%			
<i>Victims Shot</i>	1	2	1	100%	1	2	1	100%	
Total for Violent Crimes	12	14	2	17%	12	14	2	17%	0%



RICHMOND POLICE DEPARTMENT

Council 1

Reporting Period: 1/1/2022 through 12/31/2022

Compared to same date range starting in 2021

Property Crimes	Period 2021	Period 2022	Period Change	Period %Change	YTD 2021	YTD 2022	YTD Change	YTD %Change	Pre-Period YTD % Change
200 Arson Total	0	2	2	N/A	0	2	2	N/A	0%
220A BURGLARY/B&E/RESIDENTIAL	14	25	11	79%	14	25	11	79%	0%
220B BURGLARY/B&E/COMMERCIAL	6	9	3	50%	6	9	3	50%	0%
220C BURGLARY/B&E/OUTBUILDING	4	8	4	100%	4	8	4	100%	0%
220 Burglary Total	24	42	18	75%	24	42	18	75%	0%
23B PURSE SNATCHING	0	1	1	N/A	0	1	1	N/A	0%
23C SHOPLIFTING	15	44	29	193%	15	44	29	193%	0%
23D THEFT FROM BUILDING	18	26	8	44%	18	26	8	44%	0%
23F THEFT FROM MOTOR VEHICLE	88	165	77	88%	88	165	77	88%	0%
23G THEFT OF MOTOR VEHICLE PARTS/ACCESSORIES	78	73	-5	-6%	78	73	-5	-6%	0%
23H ALL OTHER LARCENY	46	57	11	24%	46	57	11	24%	0%
23 Larceny Total	245	366	121	49%	245	366	121	49%	0%
240 MOTOR VEHICLE THEFT	32	46	14	44%	32	46	14	44%	0%
240 Auto Theft Total	32	46	14	44%	32	46	14	44%	0%
Total for Property Crimes	301	456	155	51%	301	456	155	51%	0%
Grand Total Major Crimes	313	470	157	50%	313	470	157	50%	0%



COUNCIL DISTRICT 2

The Honorable Katherine Jordan

Precinct

1

2

3

4



RICHMOND POLICE DEPARTMENT

Council 2

Reporting Period: 1/1/2022 through 12/31/2022
Compared to same date range starting in 2021

Violent Crimes

	Period 2021	Period 2022	Period Change	Period %Change	YTD 2021	YTD 2022	YTD Change	YTD %Change	Pre-Period YTD % Change
09A Homicide Total	3	2	-1	-33%	3	2	-1	-33%	0%
<i>09A Homicide Firearms</i>	2	2	0	0%	2	2	0	0%	
<i>Percent 09A Homicide Committed using Firearms</i>	67%	100%			67%	100%			
11A Rape Total	6	7	1	17%	6	7	1	17%	0%
<i>11A Rape Firearms</i>	0	0	0	0%	0	0	0	0%	
<i>Percent 11A Rape Committed using Firearms</i>	0%	0%			0%	0%			
120E ROBBERY/COMMERCIAL HOUSE	11	17	6	55%	11	17	6	55%	0%
120 Robbery /Business Total	11	17	6	55%	11	17	6	55%	0%
<i>120 Robbery /Business Firearms</i>	7	7	0	0%	7	7	0	0%	
<i>Percent 120 Robbery /Business Committed using Firearms</i>	64%	41%			64%	41%			
<i>Victims Shot</i>	0	0	0	0%	0	0	0	0%	
120A ROBBERY/INDIVIDUAL	19	12	-7	-37%	19	12	-7	-37%	0%
120B ROBBERY/CARJACKING	1	3	2	200%	1	3	2	200%	0%
120F ROBBERY/RESIDENCE	0	1	1	N/A	0	1	1	N/A	0%
120 Robbery /Individual Total	20	16	-4	-20%	20	16	-4	-20%	0%
<i>120 Robbery /Individual Firearms</i>	10	10	0	0%	10	10	0	0%	
<i>Percent 120 Robbery /Individual Committed using Firearms</i>	50%	63%			50%	63%			
<i>Victims Shot</i>	0	0	0	0%	0	0	0	0%	
13A1 AGGRAVATED ASSAULT	39	57	18	46%	39	57	18	46%	0%
13A4 AGGRAVATED ASSAULT DOMESTIC	1	3	2	200%	1	3	2	200%	0%
13A Aggravated Assault Total	40	60	20	50%	40	60	20	50%	0%
<i>13A Aggravated Assault Firearms</i>	9	20	11	122%	9	20	11	122%	
<i>Percent 13A Aggravated Assault Committed using Firearms</i>	23%	33%			23%	33%			
<i>Victims Shot</i>	5	13	8	160%	5	13	8	160%	
Total for Violent Crimes	80	102	22	28%	80	102	22	28%	0%



RICHMOND POLICE DEPARTMENT

Council **2**

Reporting Period: 1/1/2022 through 12/31/2022

Compared to same date range starting in 2021

Property Crimes

	Period 2021	Period 2022	Period Change	Period %Change	YTD 2021	YTD 2022	YTD Change	YTD %Change	Pre-Period YTD % Change
200 Arson Total	1	4	3	300%	1	4	3	300%	0%
220A BURGLARY/B&E/RESIDENTIAL	42	25	-17	-40%	42	25	-17	-40%	0%
220B BURGLARY/B&E/COMMERCIAL	32	26	-6	-19%	32	26	-6	-19%	0%
220C BURGLARY/B&E/OUTBUILDING	7	5	-2	-29%	7	5	-2	-29%	0%
220 Burglary Total	81	56	-25	-31%	81	56	-25	-31%	0%
23A PICKPOCKET	2	1	-1	-50%	2	1	-1	-50%	0%
23B PURSE SNATCHING	2	2	0	0%	2	2	0	0%	0%
23C SHOPLIFTING	213	236	23	11%	211	236	25	12%	0%
23D THEFT FROM BUILDING	153	233	80	52%	153	233	80	52%	0%
23E THEFT FROM COIN OPERATED MACHINE OR DEVICE	0	1	1	N/A	0	1	1	N/A	0%
23F THEFT FROM MOTOR VEHICLE	238	314	76	32%	238	314	76	32%	0%
23G THEFT OF MOTOR VEHICLE PARTS/ACCESSORIES	110	115	5	5%	110	115	5	5%	0%
23H ALL OTHER LARCENY	187	201	14	7%	187	201	14	7%	0%
23 Larceny Total	905	1,103	198	22%	903	1,103	200	22%	0%
240 MOTOR VEHICLE THEFT	62	108	46	74%	62	108	46	74%	0%
240B THEFT OF MOPED/OTHER VEHICLE TYPE	8	12	4	50%	8	12	4	50%	0%
240 Auto Theft Total	70	120	50	71%	70	120	50	71%	0%
Total for Property Crimes	1,057	1,283	226	21%	1,055	1,283	228	22%	0%
Grand Total Major Crimes	1,137	1,385	248	22%	1,135	1,385	250	22%	0%



COUNCIL DISTRICT 3

The Honorable Ann-Frances Lambert

Precinct

1

2

3

4



RICHMOND POLICE DEPARTMENT

Council 3

Reporting Period: 1/1/2022 through 12/31/2022
Compared to same date range starting in 2021

Violent Crimes

	Period 2021	Period 2022	Period Change	Period %Change	YTD 2021	YTD 2022	YTD Change	YTD %Change	Pre-Period YTD % Change
09A Homicide Total	13	10	-3	-23%	13	10	-3	-23%	0%
<i>09A Homicide Firearms</i>	<i>10</i>	<i>10</i>	<i>0</i>	<i>0%</i>	<i>10</i>	<i>10</i>	<i>0</i>	<i>0%</i>	
<i>Percent 09A Homicide Committed using Firearms</i>	<i>77%</i>	<i>100%</i>			<i>77%</i>	<i>100%</i>			
11A Rape Total	3	7	4	133%	3	7	4	133%	0%
<i>11A Rape Firearms</i>	<i>0</i>	<i>0</i>	<i>0</i>	<i>0%</i>	<i>0</i>	<i>0</i>	<i>0</i>	<i>0%</i>	
<i>Percent 11A Rape Committed using Firearms</i>	<i>0%</i>	<i>0%</i>			<i>0%</i>	<i>0%</i>			
120E ROBBERY/COMMERCIAL HOUSE	6	6	0	0%	6	6	0	0%	0%
120 Robbery /Business Total	6	6	0	0%	6	6	0	0%	0%
<i>120 Robbery /Business Firearms</i>	<i>1</i>	<i>2</i>	<i>1</i>	<i>100%</i>	<i>1</i>	<i>2</i>	<i>1</i>	<i>100%</i>	
<i>Percent 120 Robbery /Business Committed using Firearms</i>	<i>17%</i>	<i>33%</i>			<i>17%</i>	<i>33%</i>			
<i>Victims Shot</i>	<i>0</i>	<i>0</i>	<i>0</i>	<i>0%</i>	<i>0</i>	<i>0</i>	<i>0</i>	<i>0%</i>	
120A ROBBERY/INDIVIDUAL	18	13	-5	-28%	18	13	-5	-28%	0%
120B ROBBERY/CARJACKING	4	2	-2	-50%	4	2	-2	-50%	0%
120F ROBBERY/RESIDENCE	5	3	-2	-40%	5	3	-2	-40%	0%
120 Robbery /Individual Total	27	18	-9	-33%	27	18	-9	-33%	0%
<i>120 Robbery /Individual Firearms</i>	<i>15</i>	<i>13</i>	<i>-2</i>	<i>-13%</i>	<i>15</i>	<i>13</i>	<i>-2</i>	<i>-13%</i>	
<i>Percent 120 Robbery /Individual Committed using Firearms</i>	<i>56%</i>	<i>72%</i>			<i>56%</i>	<i>72%</i>			
<i>Victims Shot</i>	<i>2</i>	<i>0</i>	<i>-2</i>	<i>-100%</i>	<i>2</i>	<i>0</i>	<i>-2</i>	<i>-100%</i>	
13A1 AGGRAVATED ASSAULT	74	75	1	1%	74	75	1	1%	0%
13A4 AGGRAVATED ASSAULT DOMESTIC	14	10	-4	-29%	14	10	-4	-29%	0%
13A Aggravated Assault Total	88	85	-3	-3%	88	85	-3	-3%	0%
<i>13A Aggravated Assault Firearms</i>	<i>42</i>	<i>31</i>	<i>-11</i>	<i>-26%</i>	<i>42</i>	<i>31</i>	<i>-11</i>	<i>-26%</i>	
<i>Percent 13A Aggravated Assault Committed using Firearms</i>	<i>48%</i>	<i>36%</i>			<i>48%</i>	<i>36%</i>			
<i>Victims Shot</i>	<i>27</i>	<i>24</i>	<i>-3</i>	<i>-11%</i>	<i>27</i>	<i>24</i>	<i>-3</i>	<i>-11%</i>	
Total for Violent Crimes	137	126	-11	-8%	137	126	-11	-8%	0%



RICHMOND POLICE DEPARTMENT

Council 3

Reporting Period: 1/1/2022 through 12/31/2022

Compared to same date range starting in 2021

Property Crimes

	Period 2021	Period 2022	Period Change	Period %Change	YTD 2021	YTD 2022	YTD Change	YTD %Change	Pre-Period YTD % Change
200 Arson Total	3	9	6	200%	3	9	6	200%	0%
220A BURGLARY/B&E/RESIDENTIAL	76	70	-6	-8%	76	70	-6	-8%	0%
220B BURGLARY/B&E/COMMERCIAL	28	35	7	25%	28	35	7	25%	0%
220C BURGLARY/B&E/OUTBUILDING	12	15	3	25%	12	15	3	25%	0%
220 Burglary Total	116	120	4	3%	116	120	4	3%	0%
23A PICKPOCKET	1	1	0	0%	1	1	0	0%	0%
23B PURSE SNATCHING	1	0	-1	-100%	1	0	-1	-100%	0%
23C SHOPLIFTING	148	119	-29	-20%	148	119	-29	-20%	0%
23D THEFT FROM BUILDING	108	123	15	14%	108	123	15	14%	0%
23F THEFT FROM MOTOR VEHICLE	136	145	9	7%	136	145	9	7%	0%
23G THEFT OF MOTOR VEHICLE PARTS/ACCESSORIES	79	94	15	19%	79	94	15	19%	0%
23H ALL OTHER LARCENY	100	120	20	20%	100	120	20	20%	0%
23 Larceny Total	573	602	29	5%	573	602	29	5%	0%
240 MOTOR VEHICLE THEFT	61	76	15	25%	61	76	15	25%	0%
240B THEFT OF MOPED/OTHER VEHICLE TYPE	4	4	0	0%	4	4	0	0%	0%
240 Auto Theft Total	65	80	15	23%	65	80	15	23%	0%
Total for Property Crimes	757	811	54	7%	757	811	54	7%	0%
Grand Total Major Crimes	894	937	43	5%	894	937	43	5%	0%



COUNCIL DISTRICT 4

The Honorable Kristen M. Nye, Council Vice President

Precinct

1

2

3

4



RICHMOND POLICE DEPARTMENT

Council 4

Reporting Period: 1/1/2022 through 12/31/2022

Compared to same date range starting in 2021

Violent Crimes	Period 2021	Period 2022	Period Change	Period %Change	YTD 2021	YTD 2022	YTD Change	YTD %Change	Pre-Period YTD % Change
09A Homicide Total	0	4	4	N/A	0	4	4	N/A	0%
<i>09A Homicide Firearms</i>	0	4	4	N/A	0	4	4	N/A	
<i>Percent 09A Homicide Committed using Firearms</i>	100%	100%			100%	100%			
11A Rape Total	2	1	-1	-50%	2	1	-1	-50%	0%
<i>11A Rape Firearms</i>	0	0	0	0%	0	0	0	0%	
<i>Percent 11A Rape Committed using Firearms</i>	0%	0%			0%	0%			
120E ROBBERY/COMMERCIAL HOUSE	11	7	-4	-36%	11	7	-4	-36%	0%
120 Robbery /Business Total	11	7	-4	-36%	11	7	-4	-36%	0%
<i>120 Robbery /Business Firearms</i>	6	6	0	0%	6	6	0	0%	
<i>Percent 120 Robbery /Business Committed using Firearms</i>	55%	86%			55%	86%			
<i>Victims Shot</i>	0	0	0	0%	0	0	0	0%	
120A ROBBERY/INDIVIDUAL	11	5	-6	-55%	11	5	-6	-55%	0%
120B ROBBERY/CARJACKING	0	1	1	N/A	0	1	1	N/A	0%
120 Robbery /Individual Total	11	6	-5	-45%	11	6	-5	-45%	0%
<i>120 Robbery /Individual Firearms</i>	8	4	-4	-50%	8	4	-4	-50%	
<i>Percent 120 Robbery /Individual Committed using Firearms</i>	73%	67%			73%	67%			
<i>Victims Shot</i>	0	1	1	N/A	0	1	1	N/A	
13A1 AGGRAVATED ASSAULT	10	12	2	20%	10	12	2	20%	0%
13A4 AGGRAVATED ASSAULT DOMESTIC	7	3	-4	-57%	7	3	-4	-57%	0%
13A Aggravated Assault Total	17	15	-2	-12%	17	15	-2	-12%	0%
<i>13A Aggravated Assault Firearms</i>	8	7	-1	-12%	8	7	-1	-12%	
<i>Percent 13A Aggravated Assault Committed using Firearms</i>	47%	47%			47%	47%			
<i>Victims Shot</i>	6	6	0	0%	6	6	0	0%	
Total for Violent Crimes	41	33	-8	-20%	41	33	-8	-20%	0%



RICHMOND POLICE DEPARTMENT

Council 4

Reporting Period: 1/1/2022 through 12/31/2022

Compared to same date range starting in 2021

Property Crimes

	Period 2021	Period 2022	Period Change	Period %Change	YTD 2021	YTD 2022	YTD Change	YTD %Change	Pre-Period YTD % Change
200 Arson Total	2	2	0	0%	2	2	0	0%	0%
220A BURGLARY/B&E/RESIDENTIAL	15	20	5	33%	15	20	5	33%	0%
220B BURGLARY/B&E/COMMERCIAL	7	10	3	43%	7	10	3	43%	0%
220C BURGLARY/B&E/OUTBUILDING	7	7	0	0%	7	7	0	0%	0%
220 Burglary Total	29	37	8	28%	29	37	8	28%	0%
23C SHOPLIFTING	172	142	-30	-17%	172	142	-30	-17%	0%
23D THEFT FROM BUILDING	29	56	27	93%	29	56	27	93%	0%
23F THEFT FROM MOTOR VEHICLE	93	143	50	54%	93	143	50	54%	0%
23G THEFT OF MOTOR VEHICLE PARTS/ACCESSORIES	58	63	5	9%	58	63	5	9%	0%
23H ALL OTHER LARCENY	76	60	-16	-21%	76	60	-16	-21%	0%
23 Larceny Total	428	464	36	8%	428	464	36	8%	0%
240 MOTOR VEHICLE THEFT	65	78	13	20%	65	78	13	20%	0%
240 Auto Theft Total	65	78	13	20%	65	78	13	20%	0%
Total for Property Crimes	524	581	57	11%	524	581	57	11%	0%
Grand Total Major Crimes	565	614	49	9%	565	614	49	9%	0%



COUNCIL DISTRICT 5

The Honorable Stephanie A. Lynch

Precinct

1

2

3

4



RICHMOND POLICE DEPARTMENT

Council **5**

Reporting Period: 1/1/2022 through 12/31/2022
Compared to same date range starting in 2021

Violent Crimes	Period 2021	Period 2022	Period Change	Period %Change	YTD 2021	YTD 2022	YTD Change	YTD %Change	Pre-Period YTD % Change
09A Homicide Total	9	5	-4	-44%	9	5	-4	-44%	0%
<i>09A Homicide Firearms</i>	8	4	-4	-50%	8	4	-4	-50%	
<i>Percent 09A Homicide Committed using Firearms</i>	89%	80%			89%	80%			
11A Rape Total	7	6	-1	-14%	7	6	-1	-14%	0%
<i>11A Rape Firearms</i>	0	0	0	0%	0	0	0	0%	
<i>Percent 11A Rape Committed using Firearms</i>	0%	0%			0%	0%			
120E ROBBERY/COMMERCIAL HOUSE	8	5	-3	-38%	8	5	-3	-38%	0%
120 Robbery /Business Total	8	5	-3	-38%	8	5	-3	-38%	0%
<i>120 Robbery /Business Firearms</i>	5	4	-1	-20%	5	4	-1	-20%	
<i>Percent 120 Robbery /Business Committed using Firearms</i>	63%	80%			63%	80%			
<i>Victims Shot</i>	0	0	0	0%	0	0	0	0%	
120A ROBBERY/INDIVIDUAL	26	16	-10	-38%	26	16	-10	-38%	0%
120B ROBBERY/CARJACKING	1	2	1	100%	1	2	1	100%	0%
120F ROBBERY/RESIDENCE	0	2	2	N/A	0	2	2	N/A	0%
120 Robbery /Individual Total	27	20	-7	-26%	27	20	-7	-26%	0%
<i>120 Robbery /Individual Firearms</i>	15	16	1	6%	15	16	1	6%	
<i>Percent 120 Robbery /Individual Committed using Firearms</i>	56%	80%			56%	80%			
<i>Victims Shot</i>	0	2	2	N/A	0	2	2	N/A	
13A1 AGGRAVATED ASSAULT	42	56	14	33%	42	56	14	33%	0%
13A4 AGGRAVATED ASSAULT DOMESTIC	13	11	-2	-15%	13	11	-2	-15%	0%
13A Aggravated Assault Total	55	67	12	22%	55	67	12	22%	0%
<i>13A Aggravated Assault Firearms</i>	29	23	-6	-20%	29	23	-6	-20%	
<i>Percent 13A Aggravated Assault Committed using Firearms</i>	53%	34%			53%	34%			
<i>Victims Shot</i>	23	21	-2	-9%	23	21	-2	-9%	
Total for Violent Crimes	106	103	-3	-3%	106	103	-3	-3%	0%



RICHMOND POLICE DEPARTMENT

Council **5**

Reporting Period: 1/1/2022 through 12/31/2022

Compared to same date range starting in 2021

Property Crimes

	Period 2021	Period 2022	Period Change	Period %Change	YTD 2021	YTD 2022	YTD Change	YTD %Change	Pre-Period YTD % Change
200 Arson Total	5	6	1	20%	5	6	1	20%	0%
220A BURGLARY/B&E/RESIDENTIAL	49	63	14	29%	49	63	14	29%	0%
220B BURGLARY/B&E/COMMERCIAL	14	13	-1	-7%	14	13	-1	-7%	0%
220C BURGLARY/B&E/OUTBUILDING	7	18	11	157%	7	18	11	157%	0%
220 Burglary Total	70	94	24	34%	70	94	24	34%	0%
23A PICKPOCKET	2	2	0	0%	2	2	0	0%	0%
23B PURSE SNATCHING	3	1	-2	-67%	3	1	-2	-67%	0%
23C SHOPLIFTING	122	115	-7	-6%	122	115	-7	-6%	0%
23D THEFT FROM BUILDING	86	102	16	19%	86	102	16	19%	0%
23E THEFT FROM COIN OPERATED MACHINE OR DEVICE	0	1	1	N/A	0	1	1	N/A	0%
23F THEFT FROM MOTOR VEHICLE	204	163	-41	-20%	204	163	-41	-20%	0%
23G THEFT OF MOTOR VEHICLE PARTS/ACCESSORIES	85	100	15	18%	85	100	15	18%	0%
23H ALL OTHER LARCENY	143	202	59	41%	143	202	59	41%	0%
23 Larceny Total	645	686	41	6%	645	686	41	6%	0%
240 MOTOR VEHICLE THEFT	64	80	16	25%	64	80	16	25%	0%
240B THEFT OF MOPED/OTHER VEHICLE TYPE	7	3	-4	-57%	7	3	-4	-57%	0%
240 Auto Theft Total	71	83	12	17%	71	83	12	17%	0%
Total for Property Crimes	791	869	78	10%	791	869	78	10%	0%
Grand Total Major Crimes	897	972	75	8%	897	972	75	8%	0%



COUNCIL DISTRICT 6

The Honorable Ellen F. Robertson

Precinct

1

2

3

4



RICHMOND POLICE DEPARTMENT

Council 6

Reporting Period: 1/1/2022 through 12/31/2022

Compared to same date range starting in 2021

Violent Crimes

	Period 2021	Period 2022	Period Change	Period %Change	YTD 2021	YTD 2022	YTD Change	YTD %Change	Pre-Period YTD % Change
09A Homicide Total	26	6	-20	-77%	26	6	-20	-77%	0%
<i>09A Homicide Firearms</i>	21	6	-15	-71%	21	6	-15	-71%	
<i>Percent 09A Homicide Committed using Firearms</i>	81%	100%			81%	100%			
11A Rape Total	12	6	-6	-50%	12	6	-6	-50%	0%
<i>11A Rape Firearms</i>	0	0	0	0%	0	0	0	0%	
<i>Percent 11A Rape Committed using Firearms</i>	0%	0%			0%	0%			
120D ROBBERY/BANK	0	1	1	N/A	0	1	1	N/A	0%
120E ROBBERY/COMMERCIAL HOUSE	7	7	0	0%	7	7	0	0%	0%
120 Robbery /Business Total	7	8	1	14%	7	8	1	14%	0%
<i>120 Robbery /Business Firearms</i>	6	6	0	0%	6	6	0	0%	
<i>Percent 120 Robbery /Business Committed using Firearms</i>	86%	75%			86%	75%			
<i>Victims Shot</i>	0	0	0	0%	0	0	0	0%	
120A ROBBERY/INDIVIDUAL	26	22	-4	-15%	26	22	-4	-15%	0%
120B ROBBERY/CARJACKING	8	5	-3	-38%	8	5	-3	-38%	0%
120F ROBBERY/RESIDENCE	5	1	-4	-80%	5	1	-4	-80%	0%
120 Robbery /Individual Total	39	28	-11	-28%	39	28	-11	-28%	0%
<i>120 Robbery /Individual Firearms</i>	20	17	-3	-15%	20	17	-3	-15%	
<i>Percent 120 Robbery /Individual Committed using Firearms</i>	51%	61%			51%	61%			
<i>Victims Shot</i>	1	2	1	100%	1	2	1	100%	
13A1 AGGRAVATED ASSAULT	130	138	8	6%	130	138	8	6%	0%
13A4 AGGRAVATED ASSAULT DOMESTIC	18	18	0	0%	18	18	0	0%	0%
13A Aggravated Assault Total	148	156	8	5%	148	156	8	5%	0%
<i>13A Aggravated Assault Firearms</i>	78	88	10	12%	78	88	10	12%	
<i>Percent 13A Aggravated Assault Committed using Firearms</i>	53%	56%			53%	56%			
<i>Victims Shot</i>	64	66	2	3%	64	66	2	3%	
Total for Violent Crimes	232	204	-28	-12%	232	204	-28	-12%	0%



RICHMOND POLICE DEPARTMENT

Council 6

Reporting Period: 1/1/2022 through 12/31/2022

Compared to same date range starting in 2021

Property Crimes

	Period 2021	Period 2022	Period Change	Period %Change	YTD 2021	YTD 2022	YTD Change	YTD %Change	Pre-Period YTD % Change
200 Arson Total	5	14	9	180%	5	14	9	180%	0%
220A BURGLARY/B&E/RESIDENTIAL	80	87	7	9%	80	87	7	9%	0%
220B BURGLARY/B&E/COMMERCIAL	38	28	-10	-26%	38	28	-10	-26%	0%
220C BURGLARY/B&E/OUTBUILDING	11	13	2	18%	11	13	2	18%	0%
220 Burglary Total	129	128	-1	-1%	129	128	-1	-1%	0%
23A PICKPOCKET	3	0	-3	-100%	3	0	-3	-100%	0%
23B PURSE SNATCHING	0	2	2	N/A	0	2	2	N/A	0%
23C SHOPLIFTING	25	90	65	260%	25	90	65	260%	0%
23D THEFT FROM BUILDING	206	269	63	31%	206	269	63	31%	0%
23E THEFT FROM COIN OPERATED MACHINE OR DEVICE	1	1	0	0%	1	1	0	0%	0%
23F THEFT FROM MOTOR VEHICLE	335	378	43	13%	335	378	43	13%	0%
23G THEFT OF MOTOR VEHICLE PARTS/ACCESSORIES	141	144	3	2%	141	144	3	2%	0%
23H ALL OTHER LARCENY	192	242	50	26%	192	242	50	26%	0%
23 Larceny Total	903	1,126	223	25%	903	1,126	223	25%	0%
240 MOTOR VEHICLE THEFT	132	170	38	29%	132	170	38	29%	0%
240B THEFT OF MOPED/OTHER VEHICLE TYPE	8	17	9	113%	8	17	9	113%	0%
240 Auto Theft Total	140	187	47	34%	140	187	47	34%	0%
Total for Property Crimes	1,177	1,455	278	24%	1,177	1,455	278	24%	0%
Grand Total Major Crimes	1,409	1,659	250	18%	1,409	1,659	250	18%	0%



COUNCIL DISTRICT 7

The Honorable Cynthia Newbille

Precinct

1

2

3

4



RICHMOND POLICE DEPARTMENT

Council 7

Reporting Period: 1/1/2022 through 12/31/2022
Compared to same date range starting in 2021

Violent Crimes

	Period 2021	Period 2022	Period Change	Period %Change	YTD 2021	YTD 2022	YTD Change	YTD %Change	Pre-Period YTD % Change
09A Homicide Total	16	17	1	6%	16	17	1	6%	0%
<i>09A Homicide Firearms</i>	16	17	1	6%	16	17	1	6%	
<i>Percent 09A Homicide Committed using Firearms</i>	100%	100%			100%	100%			
11A Rape Total	4	10	6	150%	4	10	6	150%	0%
<i>11A Rape Firearms</i>	0	0	0	0%	0	0	0	0%	
<i>Percent 11A Rape Committed using Firearms</i>	0%	0%			0%	0%			
120E ROBBERY/COMMERCIAL HOUSE	3	8	5	167%	3	8	5	167%	0%
120 Robbery /Business Total	3	8	5	167%	3	8	5	167%	0%
<i>120 Robbery /Business Firearms</i>	1	4	3	300%	1	4	3	300%	
<i>Percent 120 Robbery /Business Committed using Firearms</i>	33%	50%			33%	50%			
<i>Victims Shot</i>	0	0	0	0%	0	0	0	0%	
120A ROBBERY/INDIVIDUAL	25	29	4	16%	25	29	4	16%	0%
120B ROBBERY/CARJACKING	1	2	1	100%	1	2	1	100%	0%
120F ROBBERY/RESIDENCE	4	1	-3	-75%	4	1	-3	-75%	0%
120 Robbery /Individual Total	30	32	2	7%	30	32	2	7%	0%
<i>120 Robbery /Individual Firearms</i>	24	22	-2	-8%	24	22	-2	-8%	
<i>Percent 120 Robbery /Individual Committed using Firearms</i>	80%	69%			80%	69%			
<i>Victims Shot</i>	4	4	0	0%	4	4	0	0%	
13A1 AGGRAVATED ASSAULT	91	88	-3	-3%	91	88	-3	-3%	0%
13A4 AGGRAVATED ASSAULT DOMESTIC	16	9	-7	-44%	16	9	-7	-44%	0%
13A Aggravated Assault Total	107	97	-10	-9%	107	97	-10	-9%	0%
<i>13A Aggravated Assault Firearms</i>	55	53	-2	-3%	55	53	-2	-3%	
<i>Percent 13A Aggravated Assault Committed using Firearms</i>	51%	55%			51%	55%			
<i>Victims Shot</i>	47	41	-6	-13%	47	41	-6	-13%	
Total for Violent Crimes	160	164	4	3%	160	164	4	3%	28 0%



RICHMOND POLICE DEPARTMENT

Council 7

Reporting Period: 1/1/2022 through 12/31/2022

Compared to same date range starting in 2021

Property Crimes

	Period 2021	Period 2022	Period Change	Period %Change	YTD 2021	YTD 2022	YTD Change	YTD %Change	Pre-Period YTD % Change
200 Arson Total	3	5	2	67%	3	5	2	67%	0%
220A BURGLARY/B&E/RESIDENTIAL	49	51	2	4%	49	51	2	4%	0%
220B BURGLARY/B&E/COMMERCIAL	13	25	12	92%	13	25	12	92%	0%
220C BURGLARY/B&E/OUTBUILDING	6	11	5	83%	6	11	5	83%	0%
220 Burglary Total	68	87	19	28%	68	87	19	28%	0%
23A PICKPOCKET	1	1	0	0%	1	1	0	0%	0%
23B PURSE SNATCHING	2	0	-2	-100%	2	0	-2	-100%	0%
23C SHOPLIFTING	81	112	31	38%	80	112	32	40%	0%
23D THEFT FROM BUILDING	124	168	44	35%	124	168	44	35%	0%
23E THEFT FROM COIN OPERATED MACHINE OR DEVICE	1	1	0	0%	1	1	0	0%	0%
23F THEFT FROM MOTOR VEHICLE	273	630	357	131%	273	630	357	131%	0%
23G THEFT OF MOTOR VEHICLE PARTS/ACCESSORIES	121	125	4	3%	121	125	4	3%	0%
23H ALL OTHER LARCENY	234	253	19	8%	234	253	19	8%	0%
23 Larceny Total	837	1,290	453	54%	836	1,290	454	54%	0%
240 MOTOR VEHICLE THEFT	130	151	21	16%	130	151	21	16%	0%
240B THEFT OF MOPED/OTHER VEHICLE TYPE	8	18	10	125%	8	18	10	125%	0%
240 Auto Theft Total	138	169	31	22%	138	169	31	22%	0%
Total for Property Crimes	1,046	1,551	505	48%	1,045	1,551	506	48%	0%
Grand Total Major Crimes	1,206	1,715	509	42%	1,205	1,715	510	42%	0%



COUNCIL DISTRICT 8

The Honorable Reva Trammell

Precinct

1

2

3

4



RICHMOND POLICE DEPARTMENT

Council 8

Reporting Period: 1/1/2022 through 12/31/2022

Compared to same date range starting in 2021

Violent Crimes

	Period 2021	Period 2022	Period Change	Period %Change	YTD 2021	YTD 2022	YTD Change	YTD %Change	Pre-Period YTD % Change
09A Homicide Total	16	9	-7	-44%	16	9	-7	-44%	0%
<i>09A Homicide Firearms</i>	15	8	-7	-46%	15	8	-7	-46%	
<i>Percent 09A Homicide Committed using Firearms</i>	94%	89%			94%	89%			
11A Rape Total	8	3	-5	-63%	8	3	-5	-63%	0%
<i>11A Rape Firearms</i>	1	0	-1	-100%	1	0	-1	-100%	
<i>Percent 11A Rape Committed using Firearms</i>	13%	0%			13%	0%			
20E ROBBERY/COMMERCIAL HOUSE	18	22	4	22%	18	22	4	22%	0%
120 Robbery /Business Total	18	22	4	22%	18	22	4	22%	0%
<i>120 Robbery /Business Firearms</i>	12	16	4	33%	12	16	4	33%	
<i>Percent 120 Robbery /Business Committed using Firearms</i>	67%	73%			67%	73%			
<i>Victims Shot</i>	0	0	0	0%	0	0	0	0%	
20A ROBBERY/INDIVIDUAL	53	40	-13	-25%	53	40	-13	-25%	0%
20B ROBBERY/CARJACKING	6	2	-4	-67%	6	2	-4	-67%	0%
20F ROBBERY/RESIDENCE	2	1	-1	-50%	2	1	-1	-50%	0%
120 Robbery /Individual Total	61	43	-18	-30%	61	43	-18	-30%	0%
<i>120 Robbery /Individual Firearms</i>	36	28	-8	-22%	36	28	-8	-22%	
<i>Percent 120 Robbery /Individual Committed using Firearms</i>	59%	65%			59%	65%			
<i>Victims Shot</i>	3	1	-2	-67%	3	1	-2	-67%	
3A1 AGGRAVATED ASSAULT	93	104	11	12%	93	104	11	12%	0%
3A4 AGGRAVATED ASSAULT DOMESTIC	16	19	3	19%	16	19	3	19%	0%
13A Aggravated Assault Total	109	123	14	13%	109	123	14	13%	0%
<i>13A Aggravated Assault Firearms</i>	53	57	4	7%	53	57	4	7%	
<i>Percent 13A Aggravated Assault Committed using Firearms</i>	49%	46%			49%	46%			
<i>Victims Shot</i>	39	44	5	13%	39	44	5	13%	
Total for Violent Crimes	212	200	-12	-6%	212	200	-12	-6%	0%



RICHMOND POLICE DEPARTMENT

Council 8

Reporting Period: 1/1/2022 through 12/31/2022

Compared to same date range starting in 2021

Property Crimes

	Period 2021	Period 2022	Period Change	Period %Change	YTD 2021	YTD 2022	YTD Change	YTD %Change	Pre-Period YTD % Change
200 Arson Total	5	6	1	20%	5	6	1	20%	0%
220A BURGLARY/B&E/RESIDENTIAL	82	70	-12	-15%	82	70	-12	-15%	0%
220B BURGLARY/B&E/COMMERCIAL	39	62	23	59%	39	62	23	59%	0%
220C BURGLARY/B&E/OUTBUILDING	44	56	12	27%	44	56	12	27%	0%
220 Burglary Total	165	188	23	14%	165	188	23	14%	0%
23A PICKPOCKET	0	1	1	N/A	0	1	1	N/A	0%
23C SHOPLIFTING	199	212	13	7%	198	212	14	7%	0%
23D THEFT FROM BUILDING	80	86	6	8%	80	86	6	8%	0%
23E THEFT FROM COIN OPERATED MACHINE OR DEVICE	1	1	0	0%	1	1	0	0%	0%
23F THEFT FROM MOTOR VEHICLE	162	255	93	57%	162	255	93	57%	0%
23G THEFT OF MOTOR VEHICLE PARTS/ACCESSORIES	117	132	15	13%	117	132	15	13%	0%
23H ALL OTHER LARCENY	168	215	47	28%	168	215	47	28%	0%
23 Larceny Total	727	902	175	24%	726	902	176	24%	0%
240 MOTOR VEHICLE THEFT	117	139	22	19%	117	139	22	19%	0%
240B THEFT OF MOPED/OTHER VEHICLE TYPE	10	9	-1	-10%	10	9	-1	-10%	0%
240 Auto Theft Total	127	148	21	17%	127	148	21	17%	0%
Total for Property Crimes	1,024	1,244	220	21%	1,023	1,244	221	22%	0%
Grand Total Major Crimes	1,236	1,444	208	17%	1,235	1,444	209	17%	0%



COUNCIL DISTRICT 9

The Honorable Michael J. Jones, Council President

Precinct

1

2

3

4



RICHMOND POLICE DEPARTMENT

Council 9

Reporting Period: 1/1/2022 through 12/31/2022
Compared to same date range starting in 2021

Violent Crimes

	Period 2021	Period 2022	Period Change	Period %Change	YTD 2021	YTD 2022	YTD Change	YTD %Change	Pre-Period YTD % Change
09A Homicide Total	7	6	-1	-14%	7	6	-1	-14%	0%
<i>09A Homicide Firearms</i>	4	4	0	0%	4	4	0	0%	
<i>Percent 09A Homicide Committed using Firearms</i>	57%	67%			57%	67%			
11A Rape Total	4	10	6	150%	4	10	6	150%	0%
<i>11A Rape Firearms</i>	0	0	0	0%	0	0	0	0%	
<i>Percent 11A Rape Committed using Firearms</i>	0%	0%			0%	0%			
120E ROBBERY/COMMERCIAL HOUSE	7	4	-3	-43%	7	4	-3	-43%	0%
120 Robbery /Business Total	7	4	-3	-43%	7	4	-3	-43%	0%
<i>120 Robbery /Business Firearms</i>	3	2	-1	-33%	3	2	-1	-33%	
<i>Percent 120 Robbery /Business Committed using Firearms</i>	43%	50%			43%	50%			
<i>Victims Shot</i>	0	0	0	0%	0	0	0	0%	
120A ROBBERY/INDIVIDUAL	41	46	5	12%	41	46	5	12%	0%
120B ROBBERY/CARJACKING	4	3	-1	-25%	4	3	-1	-25%	0%
120F ROBBERY/RESIDENCE	2	5	3	150%	2	5	3	150%	0%
120 Robbery /Individual Total	47	54	7	15%	47	54	7	15%	0%
<i>120 Robbery /Individual Firearms</i>	27	38	11	40%	27	38	11	40%	
<i>Percent 120 Robbery /Individual Committed using Firearms</i>	57%	70%			57%	70%			
<i>Victims Shot</i>	3	0	-3	-100%	3	0	-3	-100%	
13A1 AGGRAVATED ASSAULT	65	80	15	23%	65	80	15	23%	0%
13A4 AGGRAVATED ASSAULT DOMESTIC	11	11	0	0%	11	11	0	0%	0%
13A Aggravated Assault Total	76	91	15	20%	76	91	15	20%	0%
<i>13A Aggravated Assault Firearms</i>	23	36	13	56%	23	36	13	56%	
<i>Percent 13A Aggravated Assault Committed using Firearms</i>	30%	40%			30%	40%			
<i>Victims Shot</i>	20	30	10	50%	20	30	10	50%	
Total for Violent Crimes	141	165	24	17%	141	165	24	17%	0%



RICHMOND POLICE DEPARTMENT

Council 9

Reporting Period: 1/1/2022 through 12/31/2022

Compared to same date range starting in 2021

Property Crimes	Period 2021	Period 2022	Period Change	Period %Change	YTD 2021	YTD 2022	YTD Change	YTD %Change	Pre-Period YTD % Change
200 Arson Total	7	8	1	14%	7	8	1	14%	0%
220A BURGLARY/B&E/RESIDENTIAL	51	64	13	25%	51	64	13	25%	0%
220B BURGLARY/B&E/COMMERCIAL	16	17	1	6%	16	17	1	6%	0%
220C BURGLARY/B&E/OUTBUILDING	26	17	-9	-35%	26	17	-9	-35%	0%
220 Burglary Total	93	98	5	5%	93	98	5	5%	0%
23A PICKPOCKET	2	3	1	50%	2	3	1	50%	0%
23B PURSE SNATCHING	2	0	-2	-100%	2	0	-2	-100%	0%
23C SHOPLIFTING	78	104	26	33%	78	104	26	33%	0%
23D THEFT FROM BUILDING	93	97	4	4%	93	97	4	4%	0%
23E THEFT FROM COIN OPERATED MACHINE OR DEVICE	0	1	1	N/A	0	1	1	N/A	0%
23F THEFT FROM MOTOR VEHICLE	190	205	15	8%	190	205	15	8%	0%
23G THEFT OF MOTOR VEHICLE PARTS/ACCESSORIES	95	94	-1	-1%	94	94	0	0%	0%
23H ALL OTHER LARCENY	116	120	4	3%	116	120	4	3%	0%
23 Larceny Total	576	624	48	8%	575	624	49	9%	0%
240 MOTOR VEHICLE THEFT	83	102	19	23%	83	102	19	23%	0%
240B THEFT OF MOPED/OTHER VEHICLE TYPE	5	4	-1	-20%	5	4	-1	-20%	0%
240 Auto Theft Total	88	106	18	20%	88	106	18	20%	0%
Total for Property Crimes	764	836	72	9%	763	836	73	10%	0%
Grand Total Major Crimes	905	1,001	96	11%	904	1,001	97	11%	0%

COUNCIL DISTRICT 9