



Commission of Architectural Review SUBMISSION APPLICATION

City of Richmond, Room 510 – City Hall
900 East Broad Street, Richmond, Virginia 23219
PHONE: (804) 646-6335 FAX: (804) 646-5789

12 COPIES OF SUPPORTING DOCUMENTATION ARE REQUIRED FOR PROCESSING YOUR SUBMISSION

LOCATION OF WORK: Jefferson Park - 1921 Princess Anne Ave. DATE: Nov. 12, 2014
OWNER'S NAME: City of Richmond DPRCE TEL NO.: 646-5608
AND ADDRESS: 1209 Admiral St EMAIL: _____
CITY, STATE AND ZIPCODE Rich. VA 23220

ARCHITECT/CONTRACTOR'S NAME: Cite Design TEL. NO. 340-2848
AND ADDRESS: 310 N. Adams St EMAIL: deke@cite-design.com
CITY, STATE AND ZIPCODE Richmond, VA 23220

Would you like to receive your staff report via email? Yes No

REQUEST FOR CONCEPTUAL REVIEW

I hereby request Conceptual Review under the provisions of Chapter 114, Article IX, Division 4, Section 114-930.6(d) of the Richmond City Code for the proposal outlined below in accordance with materials accompanying this application. I understand that conceptual review is advisory only.

APPLICATION FOR CERTIFICATE OF APPROPRIATENESS

I hereby make application for the issuance of a certificate under the provisions of Chapter 114, Article IX, Division 4 (Old and Historic Districts) of the Richmond City Code for the proposal outlined below in accordance with plans and specifications accompanying this application.

DETAILED DESCRIPTION OF PROPOSED WORK (Required):

STATE HOW THE DESIGN REVIEW GUIDELINES INFORM THE DESIGN OF THE WORK PROPOSED. (Include additional sheets of description if necessary, and 12 copies of artwork helpful in describing the project. The 12 copies are not required if the project is being reviewed for an administrative approval. See instruction sheet for requirements.)

The project involves the construction of a decorative fountain in Jefferson Park. The proposed fountain would be a traditional design and provide an additional amenity at this popular park.

Signature of Owner or Authorized Agent: X Heywood Harrison
Name of Owner or Authorized Agent (please print legibly): Heywood Harrison

(Space below for staff use only)

Received by Commission Secretary

DATE 11/12/14

APPLICATION NO. 14-146

SCHEDULED FOR 12/9/2014

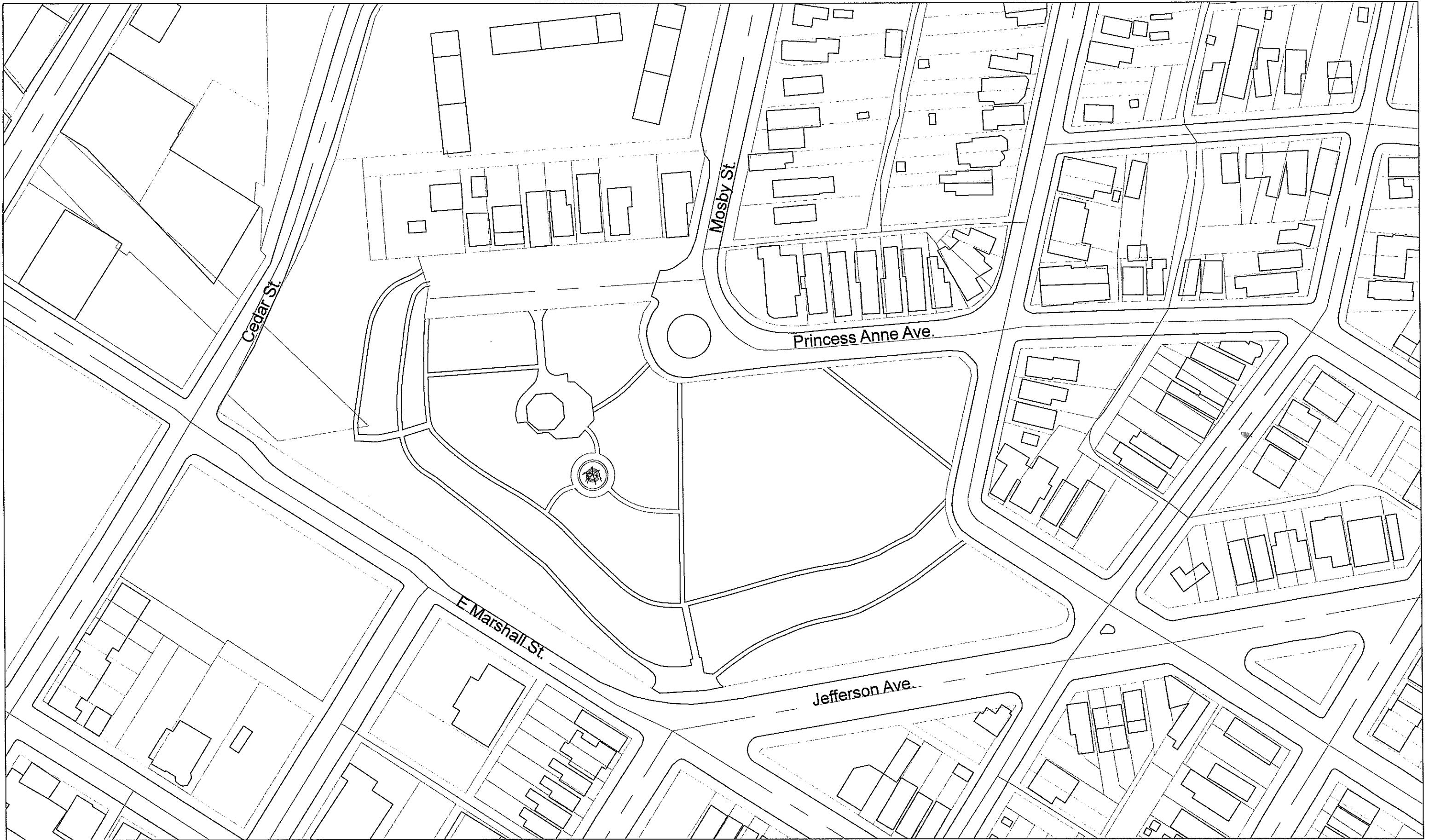
Note: CAR reviews all applications on a case-by-case basis.

DESCRIPTION OF PROPOSED WORK:

The project involves the construction of a decorative fountain in Jefferson Park. The proposed fountain would be a traditional design and provide an additional amenity at this popular park. Jefferson Park is located within the Union Hill Historic District.

The Union Hill Neighborhood Association and the Friends of Jefferson presented the fountain proposal several years ago. The City of Richmond's Parks, Recreation and Community Facilities purchased a historic fountain using J. Fulmer Bright Foundation funds. The fountain was manufactured by Robinson Iron in Alexander City, Alabama. The Jefferson Park fountain is similar in design to the fountains in Monroe and Libby Hill Parks.

The cast iron fountain would be placed within a walled basin which would be constructed of brick and topped with a limestone cap. The fountain would be located for maximum views of the city skyline and would include areas for benches and minimum low growing landscaping.



Jefferson Park



Jefferson Park Fountain

Landscape and Hardscape Plans

Richmond, Virginia

October 3, 2014

Project Team:

OWNER
City of Richmond
Parks and Recreation Department
1209 Admiral Street
Richmond, VA 23220

LANDSCAPE ARCHITECT
Cite Design
310 N. Adams St.
Richmond, VA 23220
804.340.2848
www.cite-design.com

SHEET INDEX

Cover	
L100	Landscape Plan
L101	Landscape Notes & Plant Schedule
L200	Hardscape Plan
L201	Layout Plan
L300	Details & Specifications
L301	Details & Specifications

General Notes:

- The utilities shown are for the contractor's convenience only. There may be other utilities not shown on these plans. The landscape architect assumes no responsibility for the locations shown and it shall be the contractor's responsibility to verify the locations of all utilities within the limits of work before start of construction. Contractor shall contact "Miss Utility" and have all underground utilities marked prior to any land disturbance operations.
- All hardscape elements to be field-located and staked for approval by LA before construction.

citedesign

Project: Jefferson Park Fountain COVER

DATE:	10.03.14
DRAWN BY:	
DESIGNED BY:	
CHECKED BY:	
BY:	
REVISION DESCRIPTION	
DATE:	

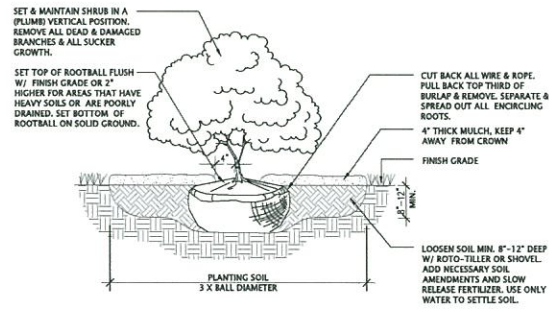
DRAWINGS WERE PREPARED AT THE CITE DESIGN OFFICE
310 N. ADAMS STREET, RICHMOND, VA 23220
P.804.340.2848 F.804.340.2656

URBAN DESIGN | TOWN PLANNING | LANDSCAPE ARCHITECTURE

Scale

Sheet #
COVER

These plans and associated documents are the exclusive property of Cite Design and may not be reproduced in whole or in part and shall not be used for any purpose whatsoever, inclusive, but not limited to construction, bidding, and/or construction staking without the express written consent of Cite Design.



SHRUB PLANTING
NOT TO SCALE

Planting Notes:

- The utilities shown are for the contractor's convenience only. There may be other utilities not shown on these plans. The landscape architect assumes no responsibility for the locations shown and it shall be the contractor's responsibility to verify the locations of all utilities within the limits of work. Contractor shall contact "Miss Utility" and have all underground utilities marked prior to any land disturbance operations.
- Contractor shall verify plant material quantities shown on plan with totals in planting schedule. Notify Landscape Architect of any discrepancies prior to final bidding.
- All plant materials shall be guaranteed for one full year to be in a healthy growing condition. Plant materials which do not fulfill this guarantee shall be replaced at no cost to the owner. Replacement shall be guaranteed throughout the original guarantee period. Plants that die shall be replaced immediately.
- Contractor is responsible for watering all plant material during installation and until final inspection and acceptance by owner. Contractor shall not assume irrigation system is fully operational at completion of planting installation.
- Contractor is responsible for contacting Miss Utility prior to beginning of construction for location of all utility lines. Trees shall be located a minimum of 5 feet from sewer/water connections.
- All plant materials, topsoil, mulch, fertilizers, soil amenities, planting supplies and methods shall be subject to LA approval. Rejected materials shall be removed from the site without delay.
- All plant materials and planting methods shall conform to A.A.N. Standards.
- Contractor shall layout and mark location for all plant material, planting, and improvements shown and request in field approval from LA.
- Beds to contain shrubs or ground cover shall be tilled to a depth of 6" and the soil conditioned by adding clean, well rooted manure. If existing soil is considered to be unusable by owner, beds shall be treated to eliminate weeds and weed seeds.
- All planting bed areas shall be covered with a 3" min. layer of medium texture shredded hardwood mulch. Unless otherwise noted.
- All substitutions of plant material shall be requested in writing to the landscape architect and approved in writing by the owner.
- All planting operations shall be under the supervision of an experienced plantsman.
- For trees balled in wire baskets, cut and remove top and sides of basket after installation.
- Landscape Architect reserves the right to reject any plants and materials that are in an unhealthy or unsightly condition, as well as plants and materials that do not conform to A.A.N. Standards. See American Standard For Nursery Stock (current edition).
- Soil shall be free of all weeds.
- Any area within the limit of work that is disturbed shall be either re-seeded or mulched to match existing conditions.

Plant Schedule Explanatory Notes:

- The following plant palette is prepared as a selection of planting materials.
- Where an abbreviation is shown, the following notes apply:
 Quan. - quantity of plant materials required for the project.
 (Note: contractor responsible to verify quantities indicated. Plan shall take precedence over schedule).
 Abbrv. - Botanical abbreviation
 Botanical/common - name of plant material
 Height - height of plant material
 Spread - diameter of plant material
 Cont. - container type in which plant material is encased upon site delivery (size shall take precedence over container).
 Spacing - distance from center of each plant (plan shall take precedence over schedule)
 Cal. - caliper/diameter of trunk (refer to specs for more information - caliper shall take precedence over height and spread)
 Notes - specific notes further specifying or describing plant material
- The contractor shall locate all proposed and existing utilities prior to the beginning of work. The contractor shall repair any damage to utilities that are disturbed as a result of the work.
- The contractor shall maintain all grassed areas, including the repair of erosion areas, until the grass has reached the level of final acceptance and throughout maintenance contract period, if applicable.
- All areas that are disturbed by construction inside or outside the limit of work shall be repaired, graded, and grassed.
- All plant beds shall receive double shredded hardwood mulch at a depth of 4".
- All existing trees to be saved will have tree barricades installed around them prior to beginning of demolition. All work in those areas is to be done by hand. Fences shall be maintained and kept in place at all times.
- Provide erosion control where slopes are greater than 3:1 and where erosion is reoccurring.
- All tree, shrub, and ground cover materials shall be planted within 24 hours after delivery.
- Apply weed germination inhibitor ("Preen" or equal) to all plant bed areas.
- Any plants located in direct sun shall be nursery sun grown.

JEFFERSON PARK FOUNTAIN - PLANT SCHEDULE

SHRUBS	KEY	BOTANICAL NAME	COMMON NAME	HEIGHT	SPREAD	NOTES
28	CC	Ilex cornuta 'Caretta'	Caretta Holly	18" Min.	18" Min.	3 gal., healthy, full well formed, rooted & established in container
GENERAL NOTE						
Mulch to be shredded hardwood bark mulch. To match existing mulch used.						

Project: Jefferson Park Fountain

Location: Richmond, VA

Scale

Sheet #
L1.01

LANDSCAPE NOTES AND PLANT SCHEDULE

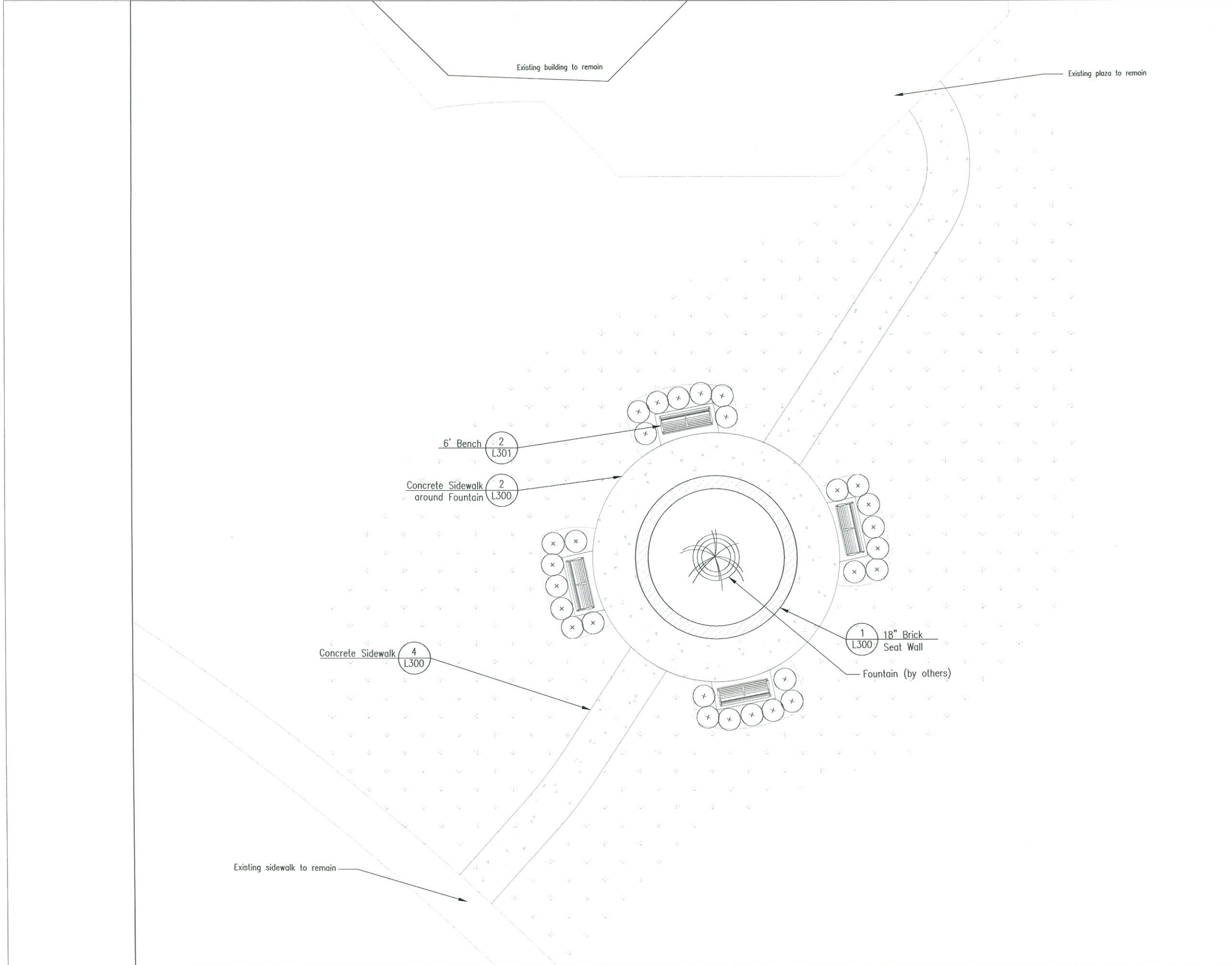
DATE: 10.03.14
DRAWN BY:
DESIGNED BY:
CHECKED BY:

BY:
REVISION DESCRIPTION

DRRAWINGS WERE PREPARED AT THE CITE DESIGN OFFICE
310 N. ADAMS STREET, RICHMOND, VA 23220
P.804.340.2848 F.804.340.2656

URBAN DESIGN | TOWN PLANNING | LANDSCAPE ARCHITECTURE

These plans and associated documents are the exclusive property of Cite Design and may not be reproduced in whole or in part and shall not be used for any purpose whatsoever, inclusive, but not limited to construction, bidding, and/or construction staking without the express written consent of Cite Design.



Project: Jefferson Park Fountain HARDSCAPE PLAN

DATE:	10.03.14
DRAWN BY:	
DESIGNED BY:	
CHECKED BY:	
BY:	
DATE:	
REVISION DESCRIPTION	

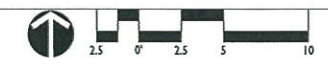


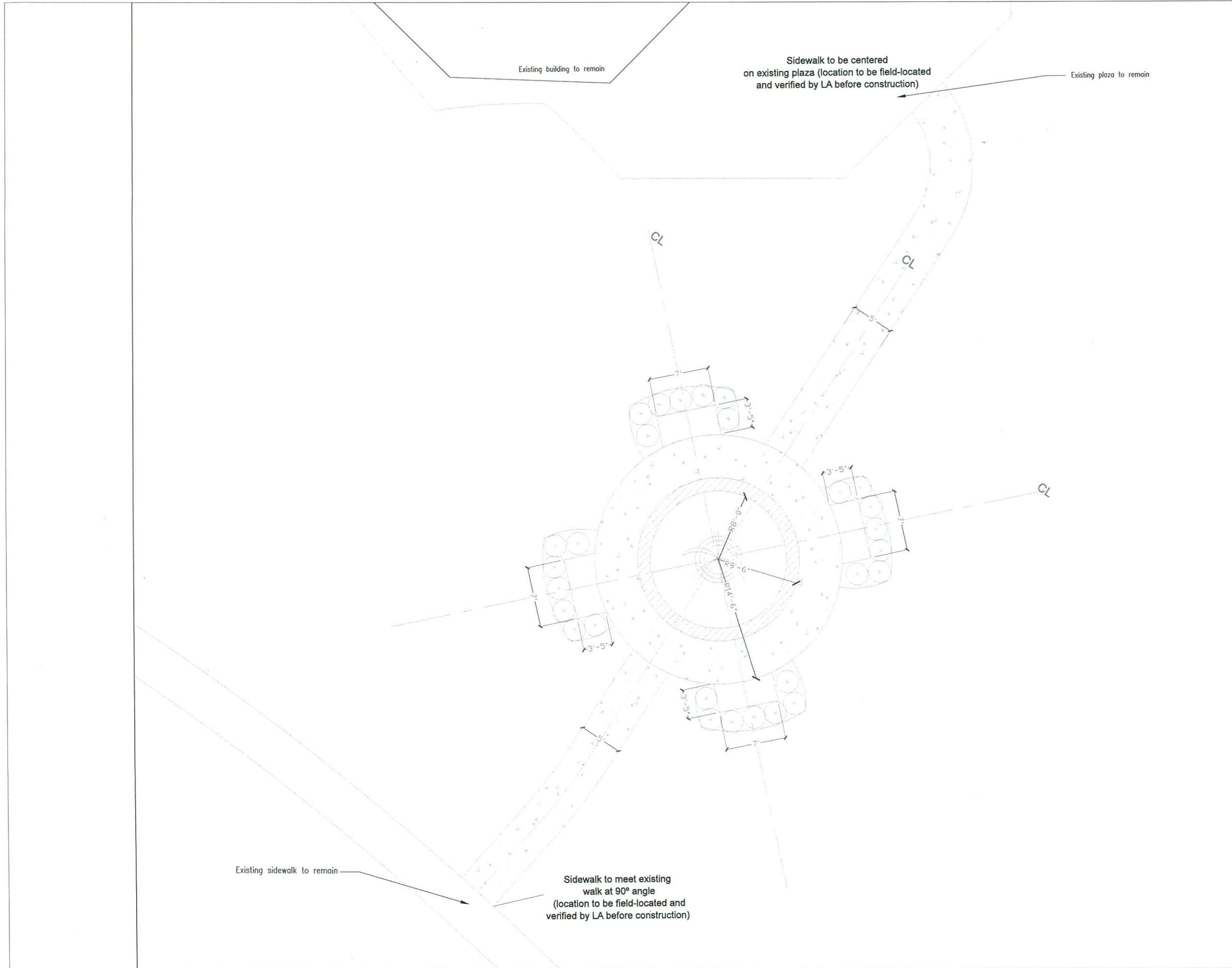
DRAWINGS WERE PREPARED AT THE CITE DESIGN OFFICE
 310 N. ADAMS STREET, RICHMOND, VA 23220
 P.804.340.2848 F.804.340.2656

URBAN DESIGN | TOWN PLANNING | LANDSCAPE ARCHITECTURE

Scale
 1" = 5'
 Sheet #
 L2.00

These plans and associated documents are the exclusive property of Cite Design and may not be reproduced in whole or in part and shall not be used for any purpose whatsoever, inclusive, but not limited to construction, bidding, and/or construction staking without the express written consent of Cite Design.





citedesign

Project: **Jefferson Park Fountain** LAYOUT PLAN

DATE:	10.03.14	DRAWN BY:	
DESIGNED BY:		CHECKED BY:	
BY:		DATE:	
REVISION DESCRIPTION			

Location: Richmond, VA

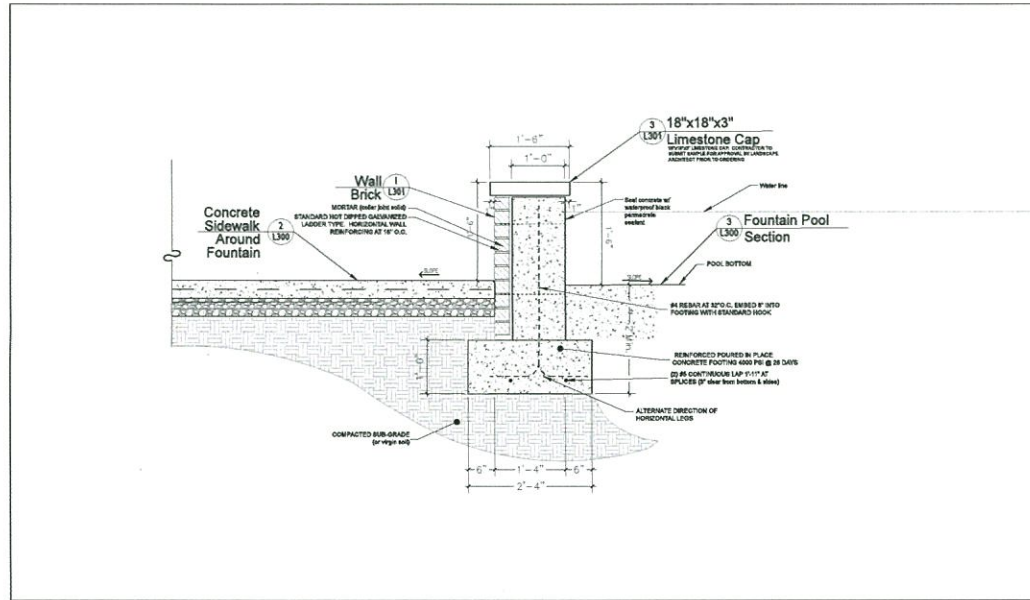
Scale: 1" = 5'

Sheet #: **L2.01**

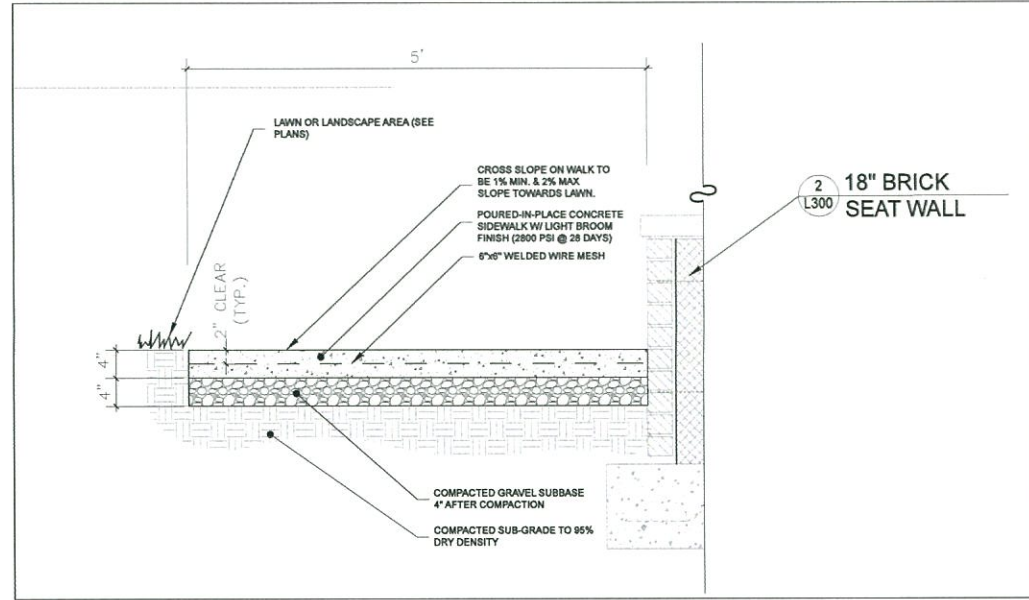
URBAN DESIGN | TOWN PLANNING | LANDSCAPE ARCHITECTURE

DRAWINGS WERE PREPARED AT THE CITE DESIGN OFFICE
310 N. ADAMS STREET, RICHMOND, VA 23220
P.804.340.2848 F.804.340.2656

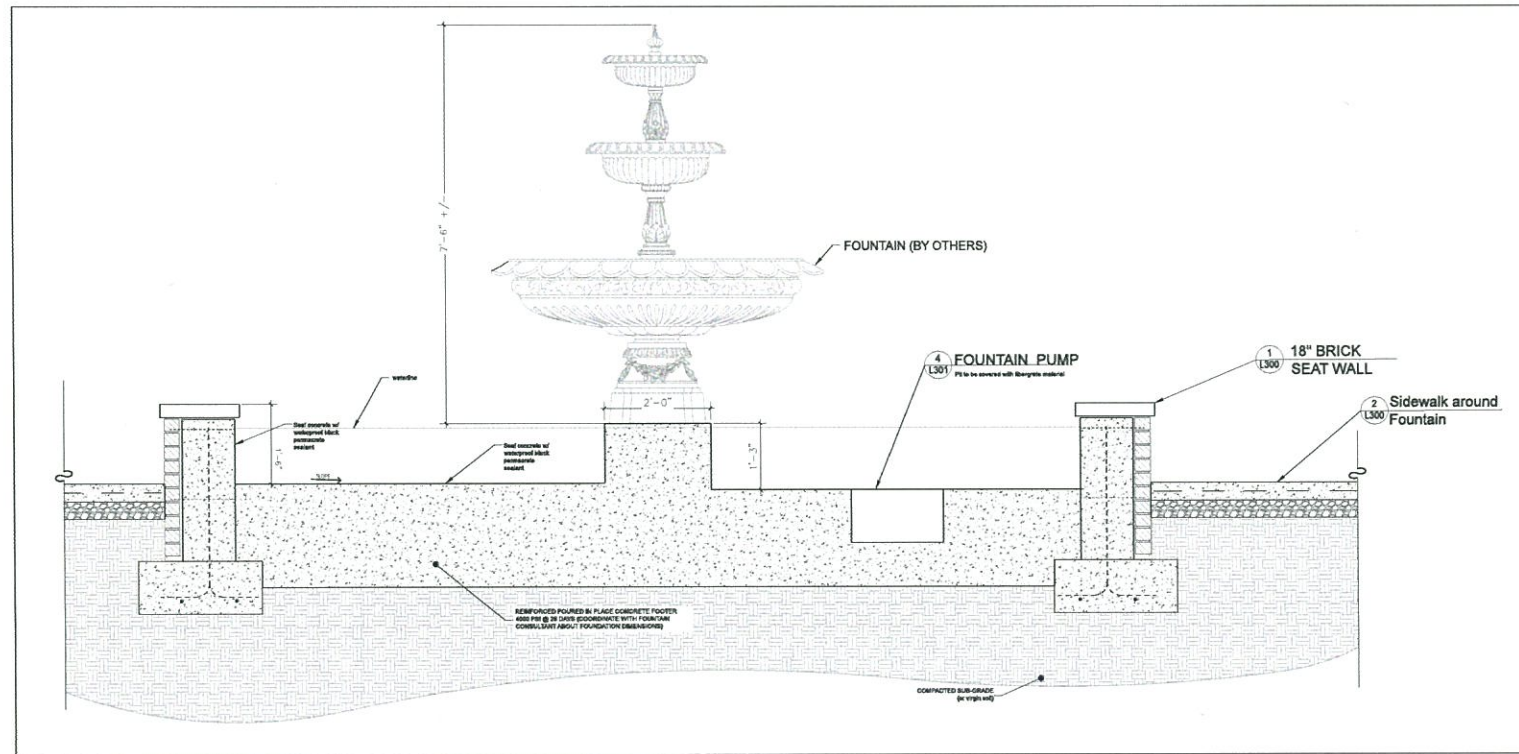
These plans and associated documents are the exclusive property of Cite Design and may not be reproduced in whole or in part and shall not be used for any purpose whatsoever, inclusive, but not limited to construction, bidding, and/or construction staking without the express written consent of Cite Design.



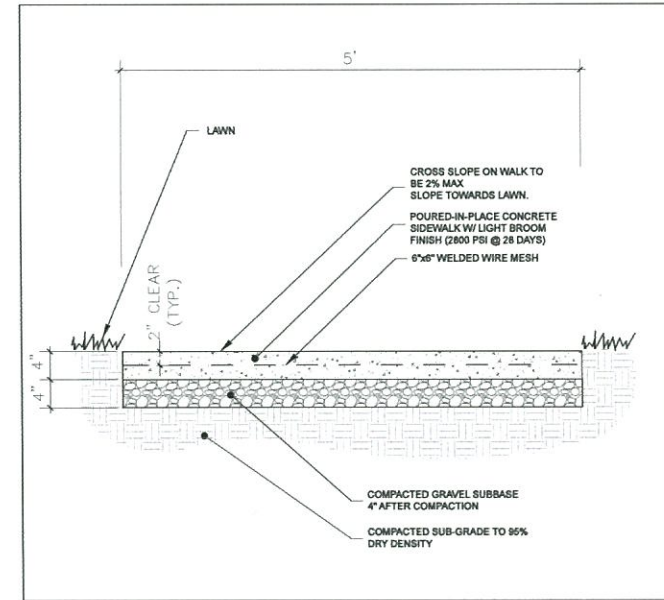
1 18" Brick Seat Wall
Section N.T.S



2 Concrete Sidewalk around Fountain
Section N.T.S



3 Fountain Pool Section
Section N.T.S



4 Concrete Sidewalk
Section N.T.S



DETAILS AND SPECIFICATIONS

Project: Jefferson Park Fountain
Location: Richmond, VA

DATE: 10.03.14

DRAWN BY:

DESIGNED BY:

CHECKED BY:

BY:

DATE:

REVISION DESCRIPTION

DRAWINGS WERE PREPARED AT THE CITE DESIGN OFFICE
310 N. ADAMS STREET, RICHMOND, VA 23220
P.804.340.2848 F.804.340.2656

URBAN DESIGN | TOWN PLANNING | LANDSCAPE ARCHITECTURE

Scale

Sheet #
L3.00

