

Early Childhood Development in Richmond

February 12, 2026



OFFICE OF
CHILDREN AND FAMILIES

Agenda & Objectives



Agenda & Objectives

- Early Childhood/Maternal Health Ecosystem
- Timeline of COR Early Childhood Initiatives
- Data & Trends
- Spotlight: Early Childhood Trust Fund
- Spotlight: Children's Cabinet
- Opportunities



Early Childhood & Maternal Health Ecosystem



Terms & Definitions

- **Early childhood care and education (ECCE):** Formal learning programs (e.g., child care, preschool, family day homes, VPI, etc.) that serve infants, toddlers and children under 5
 - **Ready Regions:** Regional networks established in state code in 2022 charged with strengthening and coordinating ECCE systems and services across Virginia
- **Early learning experiences:** Any activity/experience that promotes positive child development
- **Virginia Kindergarten Readiness Program (VKRP):** comprehensive suite of assessments administered statewide in kindergarten classrooms
- **Maternal health:** Refers to the health of pregnant people during pregnancy, childbirth, and the postpartum period
- **Home visitors:** Trained professionals – including both clinical and non-clinical - that provide evidence-based parent coaching, health navigation, and behavioral health support for pregnant people and families with very young children
- **Doulas:** Trained, non-medical professionals who offer a broad set of support services to pregnant people
- **Early Intervention/Part C:** Part C of the Individuals with Disabilities Education Act (IDEA) coordinates services for infants and toddlers with developmental delays and/or disabilities to ensure they receive the support needed for healthy development



Demographics – Families with Young Children

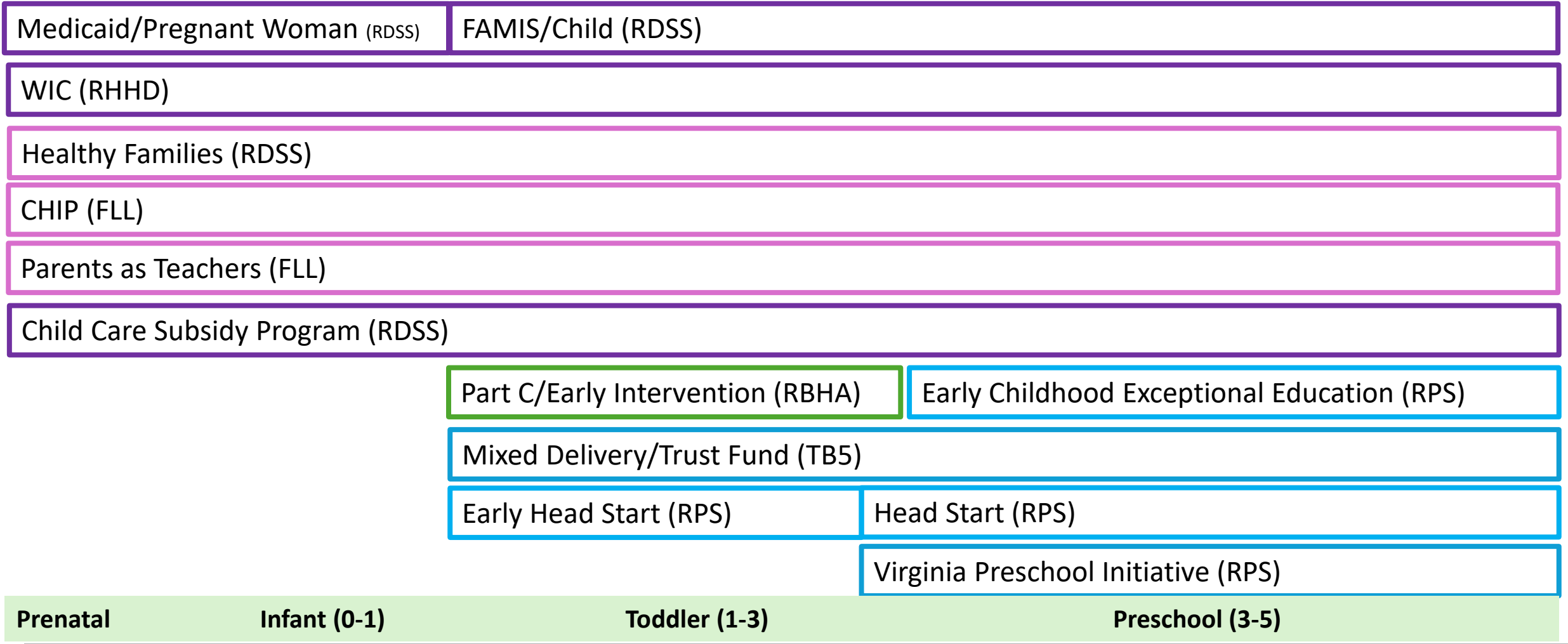
Demographics		City of Richmond
Children age 0 – 5		13,320
Race/Ethnicity	Black/African American	54.5% (7,259)
	White	29.6% (3,943)
	Asian	1.8% (240)
	Hispanic/Latino	13.9% (1,851)
Children age 0-5	With all available parents in the labor force	72.6% (9,670)
	Living in homes making less than 100% FPL	31.5% (4,196)
	Living in homes making less than 200% FPL	50.3% (6,700)



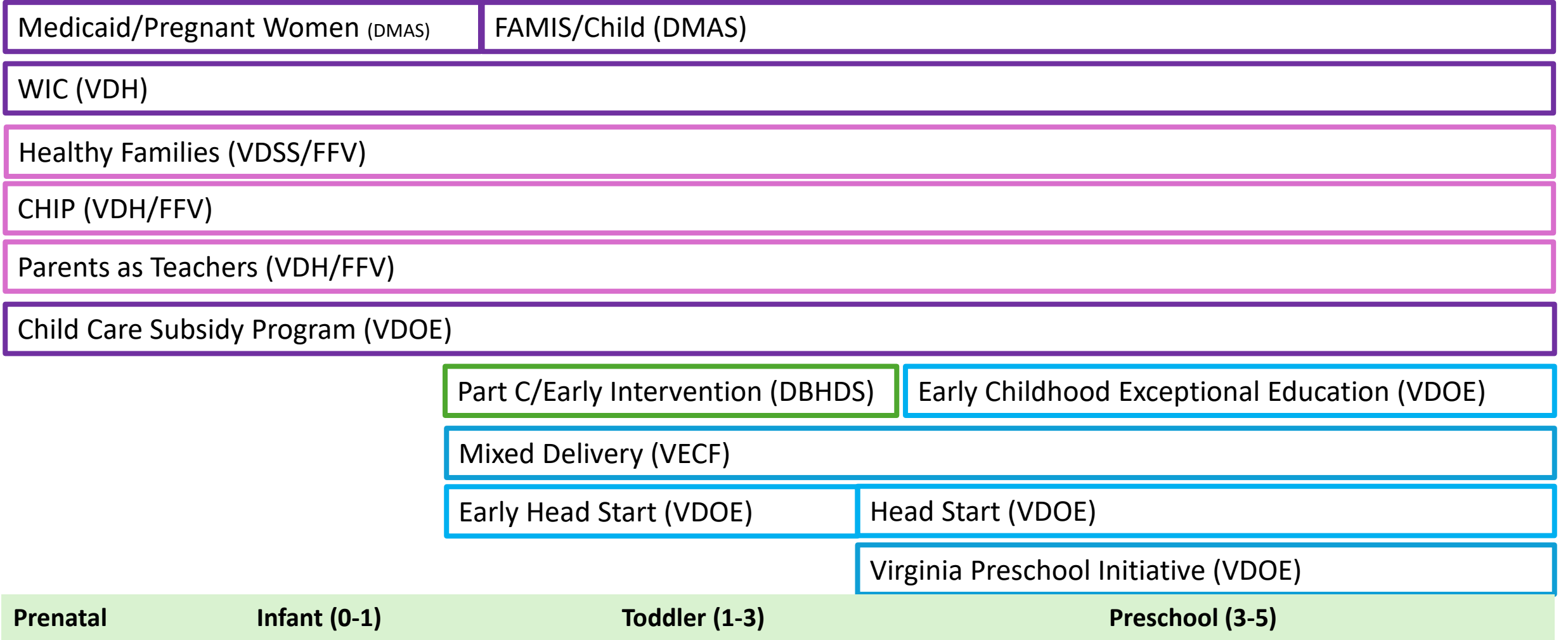
Welcome to parenthood!



Ecosystem – Local Programs (Prenatal – 5)



Ecosystem – State Agencies



Multiple Programs, Policies, and Populations

The Office of Children and Families works to:

- Align best practices, streamline access for families, and leverage policy and funding across myriad early childhood, maternal health, and parent support programs serving families with **young children from birth through age 8.**
- Coordinate partnerships, align best practices, leverage policy, and evaluate programming for **K-12th grade children and their families.**



Timeline of City of Richmond Early Childhood & Parenting Support Initiatives



Prioritizing Early Childhood as a City

2010-2017:
Early Childhood
Development
Initiative

2011-2013:
Mayor's Anti-
Poverty
Commission

2018-2019:
Richmond
Children's
Cabinet

2019-2020:
Infant and
Maternal Health
Task Force

2020 - Present:
Office of Children
& Families



Data & Trends



Data & Trends: Maternal Health

2023 Snapshot of MCH Population: Richmond City

Show data by:

Locality ▼

Geography Name or Racial/Ethnic Group:

Richmond City ▼

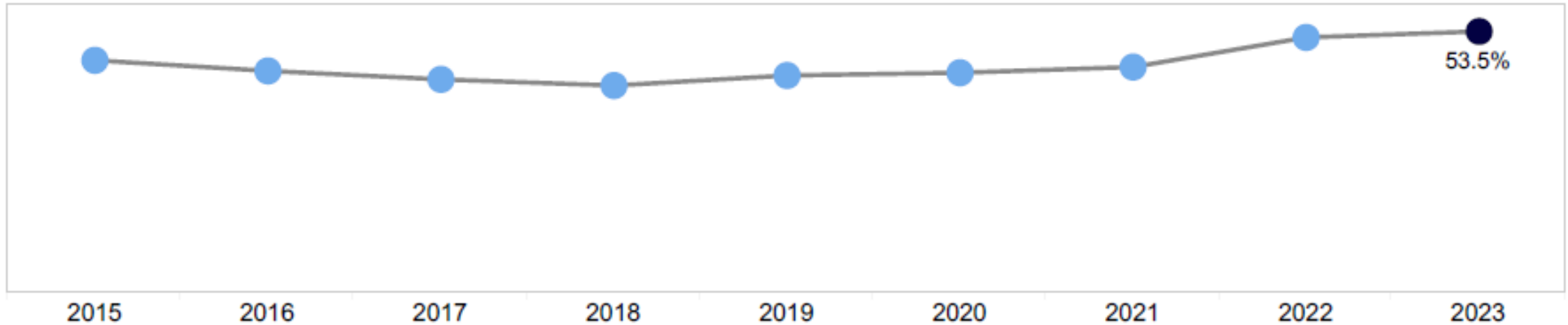
Females of reproductive age (15-4..	59,978
Number of teen pregnancies	222
Teen females aged 15-19^	7,268
Teen pregnancy rate	30.5

Total pregnancies	3,777
Total live births	2,873
Number of infant deaths	16
Infant mortality rate	5.6



Data & Trends: Maternal Health

Annual Trends for **Medicaid Births** by Year for **Richmond City**
(displayed as percent of total live births)



Richmond's percentage of births covered by Medicaid is higher than the statewide percentage

Virginia
35.3%

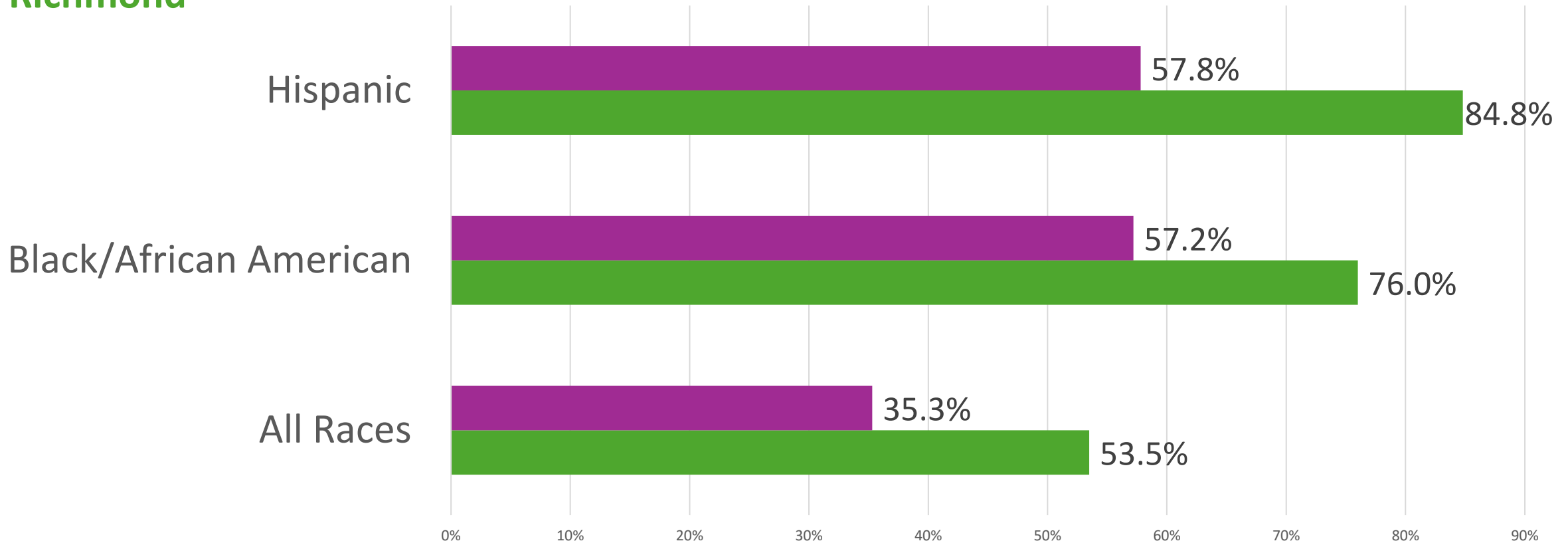
Richmond
53.5%



Data & Trends: Maternal Health

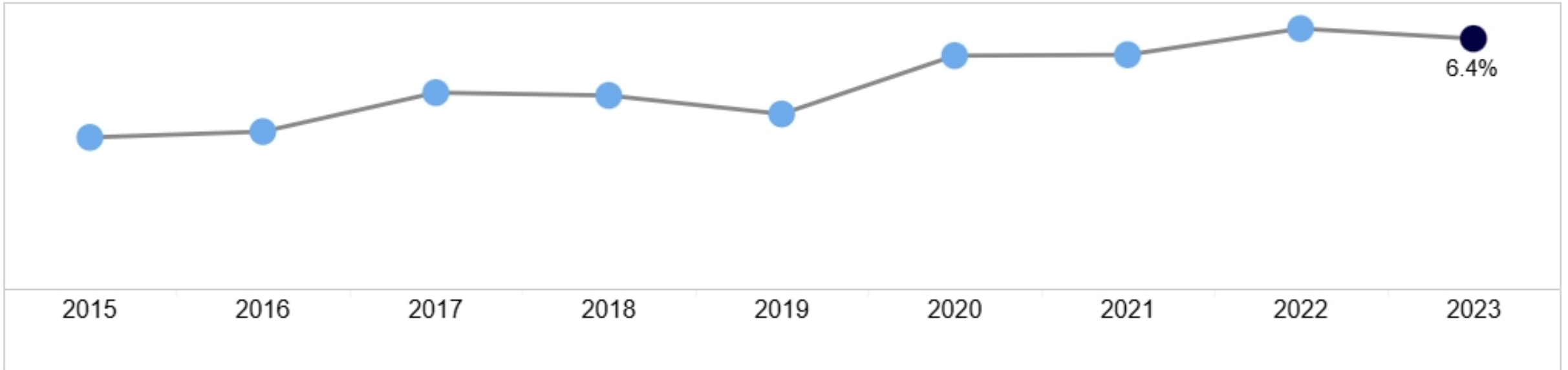
Virginia
Richmond

Percentage of Medicaid Births by Race/Ethnicity (2023)



Data & Trends: Maternal Health

Annual Trends for **Late or No Prenatal Care** by Year for **All races/ethnicities**
(displayed as percent of total live births)



Richmond's percentage of Late or No Prenatal Care is higher than the statewide percentage

Virginia
5.8%

Richmond
6.4%

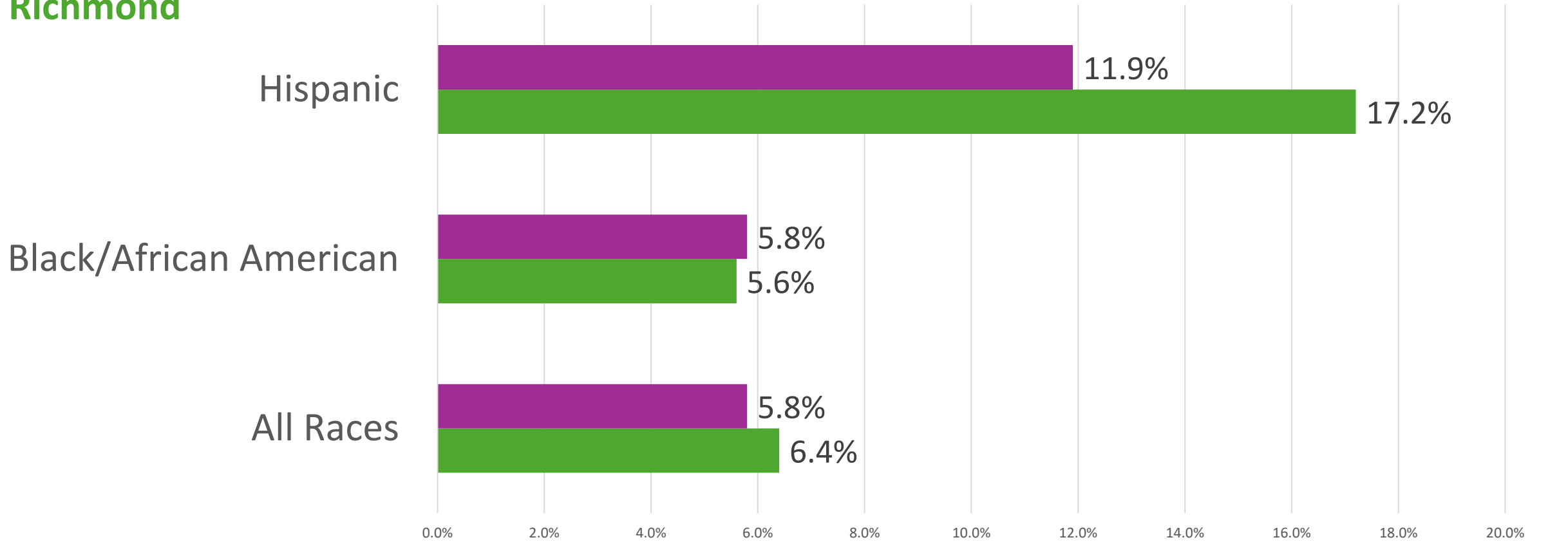


Data & Trends: Maternal Health

Virginia

Richmond

Late or No Prenatal Care by Race/Ethnicity (2023)

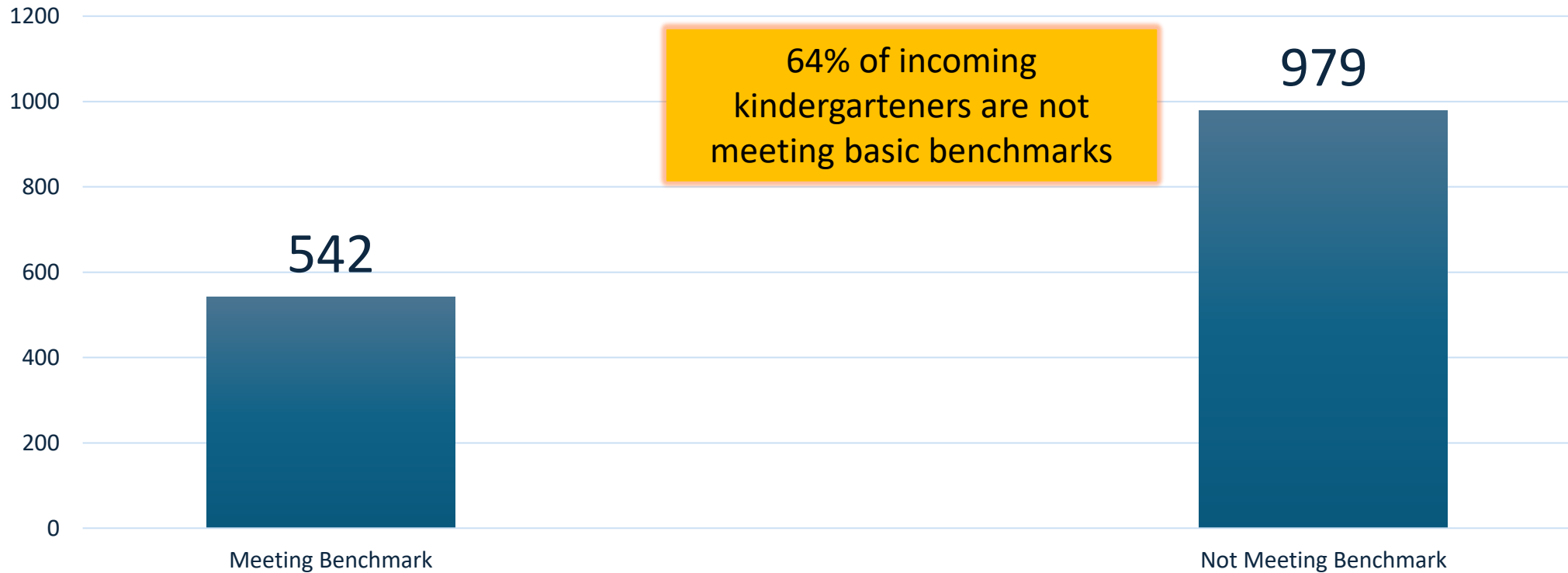


Public Early Childhood Enrollment by Age

	Infants	Toddlers	2-Year Olds	Preschool (3 & 4-Year Olds)	Totals by Funding Stream
Child Care Subsidy Program	35	74	161	424	694
ECCE Trust Fund	8	12	11	18	49
Mixed Delivery	0	8	49	226	283
Early Head Start	1	12	42	--	55
Head Start	--	--	--	474	474
VPI	--	--	--	656	656
Totals by Age	44	106	263	1,798	2,211

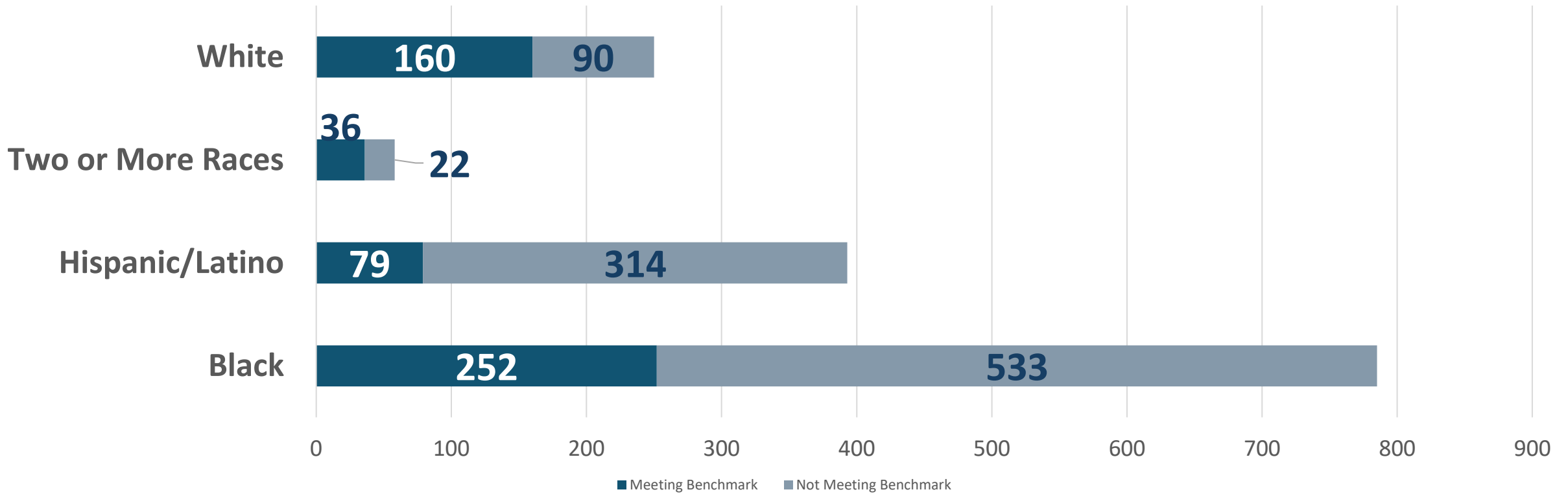
Data & Trends: Kindergarten Readiness

City of Richmond Kindergarten Readiness - Fall 2024



Data & Trends: Kindergarten Readiness

Kindergarten Readiness Disaggregated by Race/Ethnicity (Fall 2024)



Spotlight: ECCE Trust Fund



Spotlight: ECCE Trust Fund



City of Richmond Early Childhood Care & Education Trust Fund





Footprints Childcare

From Little Steps To Big Adventures

Why Parents Choose Footprints Childcare

- Qualified, caring, and trained teachers
- Safe, loving, and structured environment
- Age-appropriate curriculum focused on early learning

EARLY CHILDHOOD CARE and EDUCATION

TRUST FUND GRANT

CITY OF RICHMOND RESIDENTS ONLY

Grant program available at:

FREE
FULL-TIME
TUITION

QUALITY
CHILDCARE
PROGRAM

PROVIDING QUALITY CARE TO THE COMMUNITY WE SERVE

(804)464-2444

THRIVE BIRTH TO FIVE Based upon availability Eligibility requirements for program

KID SPIRIT

WHERE WE LEARN THROUGH PLAY

ENROLL NOW

CALL OR VISIT OUR WEBSITE TO BOOK A TOUR

We are a Licensed Family Day Home Located in Richmond VA offering Quality Childcare for your little ones. We currently have 4 open slots available for ages 2-5 that will fill up fast. Call or book a tour to enroll today!!

HIGHLIGHTED BENEFITS:

- We Accept Subsidy
- M-F 7:30am-6:00pm
- VDOE Curriculum

THE SPROUT SCHOOL IS HIRING!



JOB FAIR

WHEN: NOVEMBER 19TH 12-2PM
WHERE: 1101 BAINBRIDGE STREET

HIRING FOR:

- LEAD TEACHERS
- ASSISTANT TEACHERS



ECCE Trust Fund

2nd District	3rd District	4th District
Kid Spirit* <i>MaShaunda Collins</i>	Heaven Sent	Children's Village

5th District	6th District	7th District
As We Grow University* <i>Cherelle Hurt</i>	Circle Preschool	Restoration Outreach
Sprout School @ St. Andrews	Step by Step Family Daycare* <i>Lakeisha Jones</i>	Sprout School @ Fulton
		Robert L. Taylor Center

8th District
Footprints Childcare* <i>Shanika Christmas</i>



Spotlight: Children's Cabinet



Spotlight: City of Richmond Children's Cabinet

Purpose:

- Cross-agency body that exists to coordinate efforts among City programs that serve families with young children (from birth through age 8)
- Aligns strongly with Thriving Families pillar of the MAP
- Convened by the Office of Children & Families

Successes:

- Creating infant and toddler friendly visitation space at JDC (DJS/OCF)
- Scaling of Play Connections (RPL/RBHA)
- Collaborative planning and events to support preschool registration (RPS/DNCS)



Opportunities



Looking Forward

In 2026, the Office of Children and Families...

- Further explore **benefits and support for pregnant and parenting COR employees**
- Leverage the **Children’s Cabinet** to support implementation of the **Mayoral Action Plan “Thriving Families” pillar**
- Refine processes to **maximize the impact of ECCE Trust Fund for small businesses and families**



Questions?



OFFICE OF
CHILDREN AND FAMILIES