

Updates on the City of Richmond

Early Childhood Care and Education Trust Fund



**CITY OF
RICHMOND**

Education and Human Services Standing Committee
February 13, 2025

Objectives

1. Alignment on historical context and certain data
2. Review of progress in Fiscal Year 2025
3. Overview of opportunities for refinement and growth

Agenda

- **Definitions & Background**
- **ECCE Trust Fund**
- **Additional Context**



Definitions

- **Early childhood care and education (ECCE)** refers to organized programs, whether home- or center-based, for children from birth until kindergarten
- **Early learning experiences** refers to all activities that promote positive child development among children age 0-8
- **Friend and family networks (FFN)** refers to informal care, like babysitting
- **Mixed delivery** refers to publicly funded slots in a community-based program

Definitions: ECCE Funding Streams

The following have historically been the primary public funding sources for ECCE in Richmond:

Stream	Source(s)	Local Administrator	Ages Served	Family Income
Child Care Subsidy Program (CCSP)	Child Care and Development Block Grant + VDOE budget	DSS	0-12	85% state median income
Early Head Start	HHS grants	RPS	0-2	100% federal poverty level
Head Start	HHS grants	RPS	3-5	100% federal poverty level
Mixed Delivery	VDOE budget	Thrive Birth to Five	0-5	200% federal poverty level
Virginia Preschool Initiative (VPI)	VDOE budget	RPS	3-5	200% federal poverty level

Background: Historical Context

The Early Childhood Care and Education (ECCE) Trust Fund was borne from decades of international research and local community engagement

- Significance of high-quality early learning experiences on academic and life success
- Multi-generational benefits
- Economic impact
- Maggie Walker Commission
- Dreams4RPS 1.0 Strategic Plan for Richmond Public Schools
- Children's Cabinet 2019 recommendations

Background: Facts & Figures

Population under age 5 (2023 ACS): **13,487**

- Divided by five: **2967 per age** (0, 1, 2, 3, 4)

Percent under federal poverty level under age 5 (2023 ACS): **42.6%** (5745 total/1149 per age)

State median income, 4pp family: **\$141,525**

- 85% SMI, 4pp family: **\$120,296**

Local median income, 4pp family: **\$134,659**

Federal poverty level, 4pp household: **\$32,150**

- 200% FPL, 4pp household: **\$64,300**

Background: Historical Enrollment

Additionally, historical enrollment data indicates that many – in some years more than half – of rising kindergarteners did not participate in RPS preschool

School Year	Preschool (3s and 4s)	Kindergarten
2024-2025	1073	1723
2023-2024	1122	1721
2022-2023	1341	1739
2021-2022	981	1640
2020-2021	1012	2209
2019-2020	1667	1897
2018-2019	1570	2066
2017-2018	1626	2082

Agenda

- **Definitions & Background**

- **ECCE Trust Fund**

- **Additional Context**





City of Richmond Early Childhood Care & Education Trust Fund



ECCE Trust Fund: Investment

In response to the federal funding cliff and in acknowledgment of the critical role that quality ECCE plays in child development, school readiness, and the economy, the City of Richmond invested \$1 million in Fiscal Year 2025 to establish the Early Childhood Care & Education Trust Fund.

Federal pandemic relief bolstered existing funding streams – zeroing out the CCSP waitlist for the first time in recent history – but with Congressional inaction and insufficient state investments, Virginia fell off a federal funding cliff at the end of Fiscal Year 2024.


ECCE Trust Fund: Priorities

- Infant and toddler slots
 - *In FY23, just one publicly funded slot for every 8 infants and toddlers under 200% FPL in our region*
- Home-based providers
- Therapeutic programs
- “Cost of Quality” reimbursements
- Stakeholder engagement
- Annual needs assessment

ECCE Trust Fund: Slots

Slot allocations (60 total):

- 17 infants (0-15 months)
- 14 toddlers (16-23 months)
- 13 two-year olds
- 16 preschoolers (3- and 4-year olds)



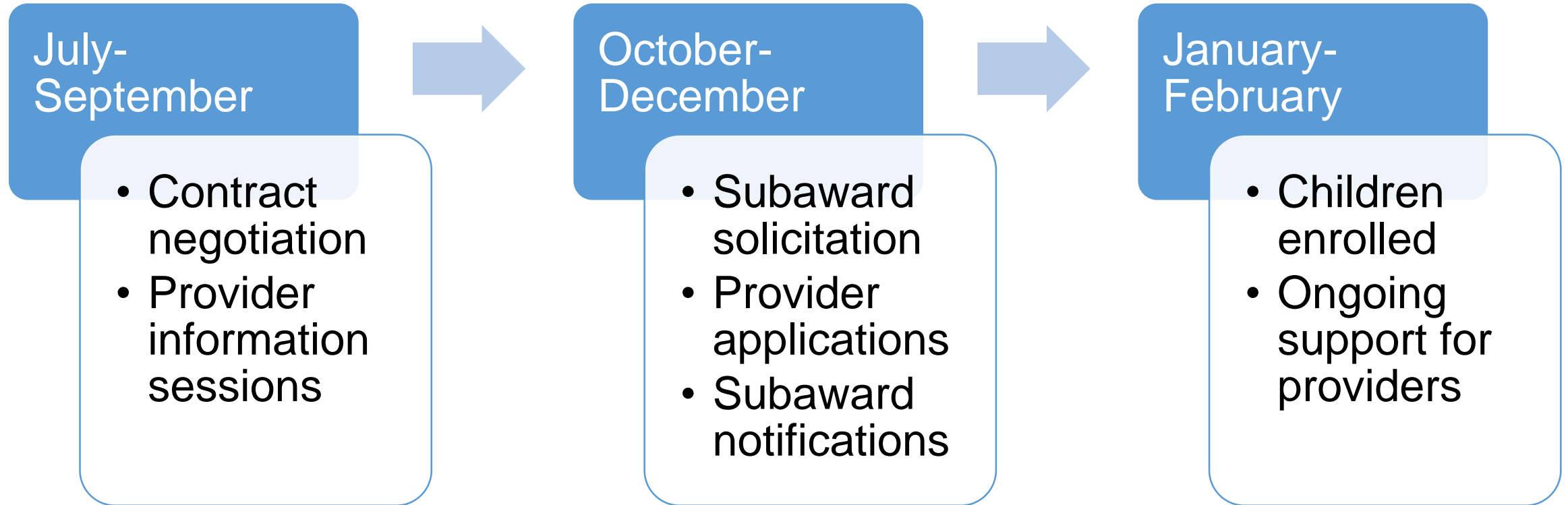
ECCE Trust Fund: Cost of Quality

Cost of quality:

- Infants: \$1933 per month/\$23,196 per year
- Toddlers: \$1733 per month/\$20,796 per year
- Two-year olds: \$1333 per month/\$15,996 per year
- Preschoolers: \$1192 per month/\$14,304 per year



ECCE Trust Fund: FY25 Progress



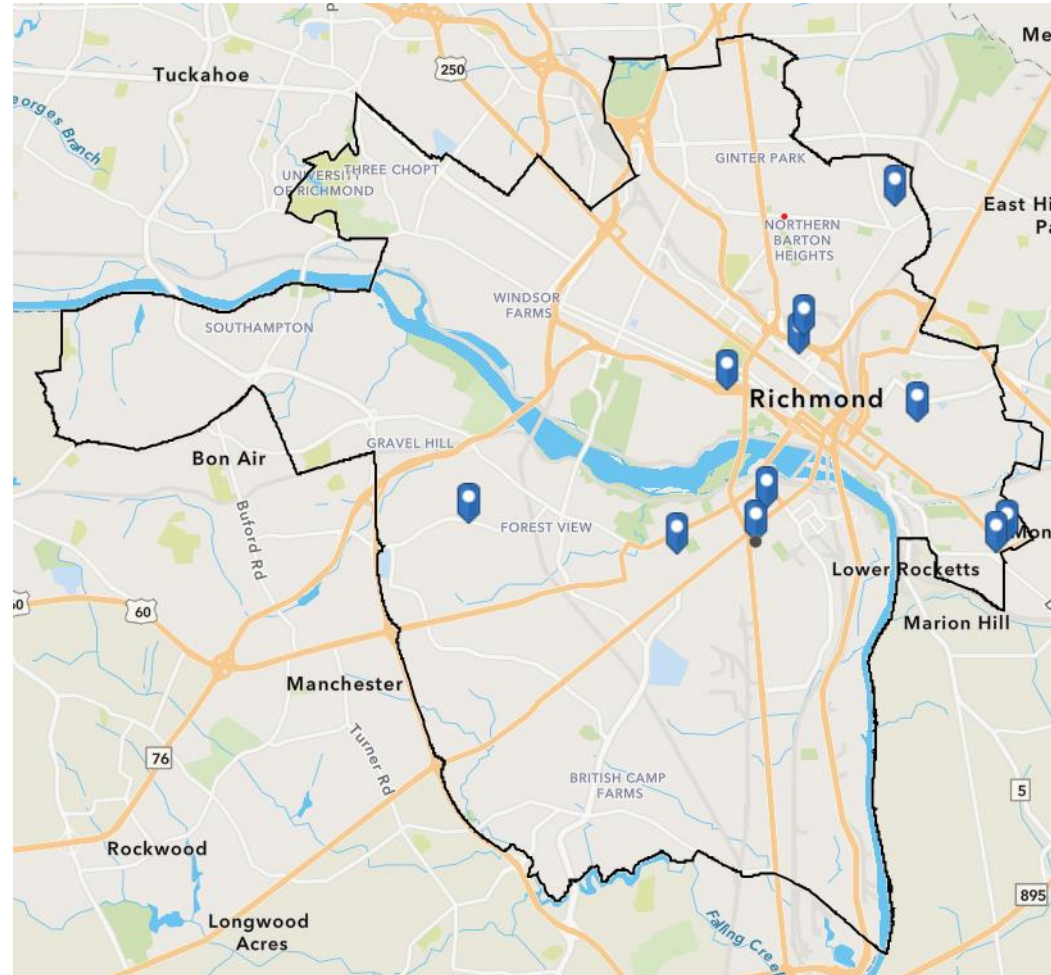
ECCE Trust Fund: Providers

2nd District	3rd District	4th District
Kid Spirit	Heaven Sent	Children's Village

5th District	6th District	7th District
As We Grow University	Circle Preschool	Restoration Outreach
Sprout School @ St. Andrews	Step by Step Family Daycare	Sprout School @ Fulton
		Robert L.Taylor Center

8th District
Footprints Childcare

ECCE Trust Fund: Providers



ECCE Trust Fund: Looking Ahead

Next Steps:

1. Identify root causes of access gaps through annual needs assessment
 - Geography
 - Caregiver preferences
2. Prioritize solutions to root causes
 - Capacity-building support
 - Stronger collaboration across agencies through Children's Cabinet
3. Continue to refine processes to ensure quality experiences and equitable access among providers and families

Agenda

- **Definitions & Background**
- **ECCE Trust Fund**
- **Additional Context**



ECCE Participation FY25

	CCSP	ECCE TF	EHS	HS	MD	VPI	Totals by Age
Infant	47	17	46	N/A	N/A	N/A	64
Toddler	94	14		N/A	8	N/A	162*
Two-Year Olds	177	13		N/A	40	N/A	230
Preschool	449	16	N/A	507	228	622	1822
Totals by Funding	767	60	46	507	276	622	

CCSP: Child Care Subsidy Program
 ECCE TF: ECCE Trust Fund
 EHS: Early Head Start (*)

HS: Head Start
 MD: Mixed Delivery
 VPI: Virginia Preschool Initiative

Questions?



ECCE Participation Year Over Year

	FY23	FY24	FY25
Mixed Delivery	104	282	276
Early Head Start/Head Start	736	703	703
Virginia Preschool Initiative	819	681	727
Child Care Subsidy Program	735	892	767
TOTAL	2,394	2,558	2,341