

Our Streets, Our Say: Policing in Richmond



July 23, 2019

RichmondvaTAP@gmail.com

Who are we?

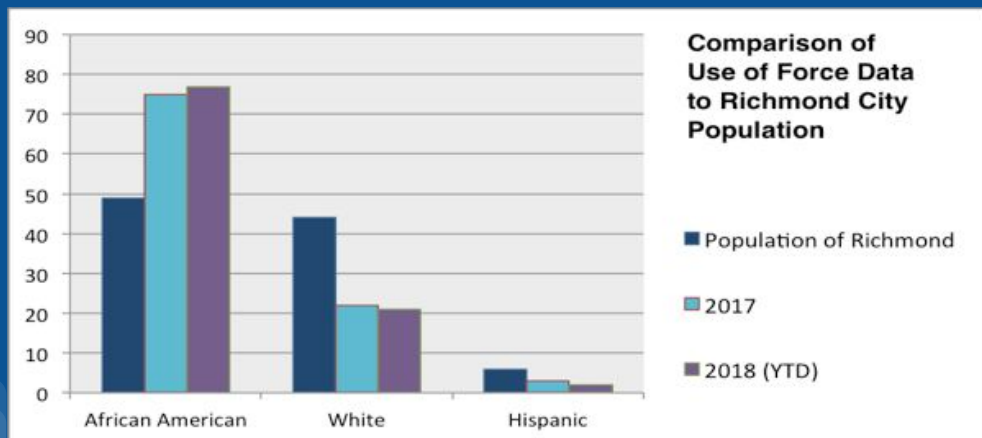
The Richmond Transparency and Accountability Project builds safer, healthier communities by disrupting mass incarceration at its source: police policies and procedures. We organize black and brown people, legal experts, and policy analysts to achieve policing practices that reduce physical, economic, and emotional trauma on the most policed neighborhoods in the city.

Findings on Complaints Against Officers


Time to Close Complaints Jan-Aug 2018



Findings on Use of Force



Findings from Field Interview Reports



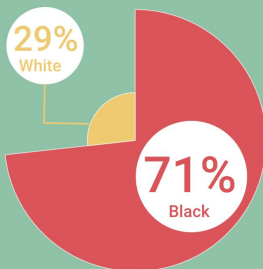
65%

Of the 27,432 police contacts documented in RPD's Field Interview Reports (FIRs) between January 2017 and October 2018 involved Black people.



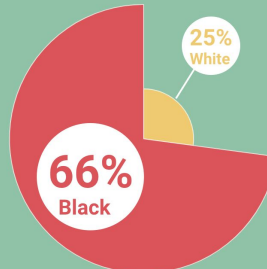
That equates to roughly **1 out of every 6** Black people in Richmond getting stopped by police in this timeframe.

Suspicious Persons and Suspicious Activities



There was a total of 4,605 "Suspicious Persons" Field Interview Reports (FIRs) in the pedestrian stop data sets released by the Richmond Police Department. Black people comprised 71% of all Suspicious Persons FIRs, while white people only accounted for 29%.

This means Black people were considered "Suspicious persons" by RPD at a rate that is **2.7x** higher than white people.

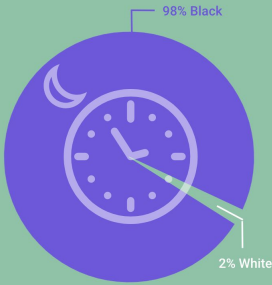


There was a total of 3,539 "Suspicious Activities" Field Interview Reports (FIRs) in the pedestrian stop data sets released by the Richmond Police Department.

Black people comprised **66%** of all Suspicious Persons FIRs, while white people only accounted for 25%.

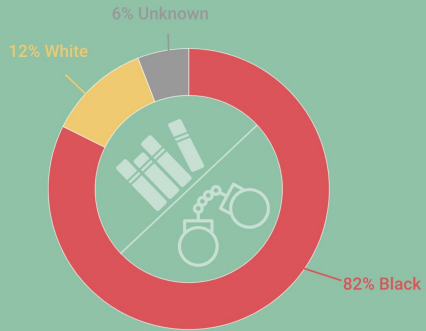
In other words, Black people were perceived as allegedly engaging in "Suspicious Activities" at a rate that is roughly **2.7x** higher than white people.

Curfew and Truancy



98% of all curfew violation Field Interview Reports involved Black youth -- particularly young Black boys.

By comparison - according to the National League of Cities: "In 2014, black youth made up around 15 percent of the under 18 population, yet represented almost 50 percent of the curfew arrests in cities across the country."



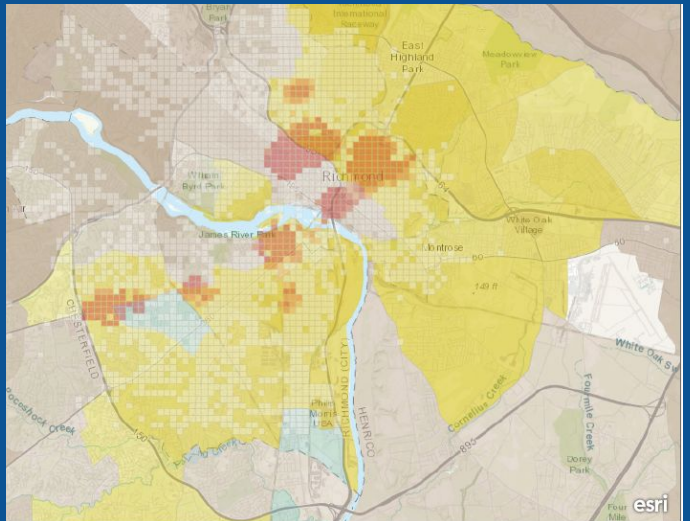
82% of the alleged truancy violation reports involved Black people, particularly young Black boys. Comparatively, white people made up only 12% of the reports in this category. Based on the data, Black people were stopped for alleged truancy violations at a rate **7x** higher than white people.

Findings from Traffic Stops



75%

Of all arrests resulting from traffic stops involve Black people



Implications for Records Management

- Technologies like this have the potential to harm minority communities. We need to know how RPD plans to use this system.
- Richmond citizens deserve access to high quality data about how their communities are being policed.

Our Asks of City Council

- City Council hosts a public forum addressing the new RPD records management system, including:
 - A presentation by RPD about how the RMS will be used and an overview of work completed, anticipated future stages of development, and timeline.
 - A question and answer period for the public.
- Uphold Mayor Stoney's commitment to soliciting resident input
- Require regular monthly reports from RPD to Council to ensure that RPD implements changes based on this feedback and responds publicly to concerns raised by the community.