

Public Utilities and Services Commission

2025 Annual Report

Acknowledgements

Commissioners

- Adriano Vieira
- Andrew Grigsby
- Bill Nickerson
- Christopher Rashad Green
- Jacquelyn Johnson
- Joe Lerch
- John Russell
- Kajsa Foskey
- Patrick Fanning
- Sudhir Paladugu
- Tracey Thayer
- Trieste Lockwood

Staff

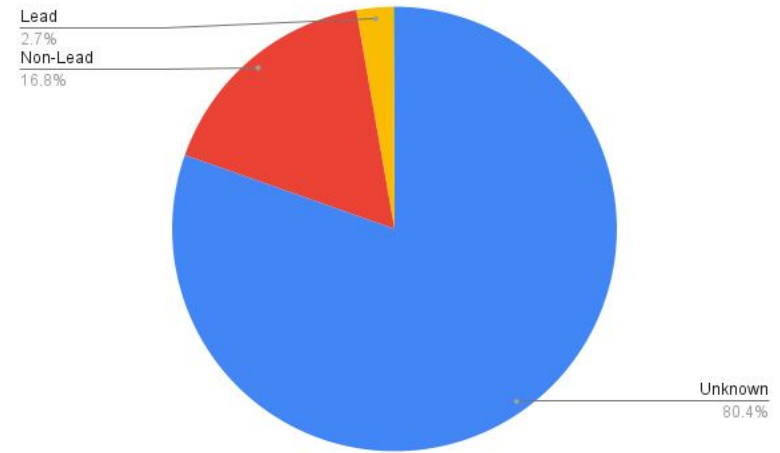
- Department of Public Utilities
- Department of Public Works
- Office of City Attorney
- Office of City Council Chief of Staff
- Office of Sustainability

External Experts

- Community Climate Collaborative
- James Van Nostrand
- Regulatory Assistance Project
- Rewiring America
- Virginia Health Catalyst

Water Recommendations

- Perform more detailed utility infrastructure reviews for zoning, including water distribution system hydraulic modeling.
 - Anticipated cost for hydraulic modeling is \$99,000
- Exhaust all avenues of public outreach regarding the lead line replacement program.
 - Roughly 2,200 service lines are known to be lead.
 - Roughly 66,000 service lines are currently unknown.
 - Roughly 14,000 are non-lead.



Wastewater and Stormwater

- Going forward, the Commission is interested in how the City can implement stormwater best management practices on personal property and in partnerships.
 - For example: Greening Richmond Public Libraries projects.
- Continue advocating for grant funding that lessens the financial burden on utility customers for the Combined Sewer System upgrades.
 - Largest utility project in the City's history.
 - \$200 million already requested to the General Assembly.

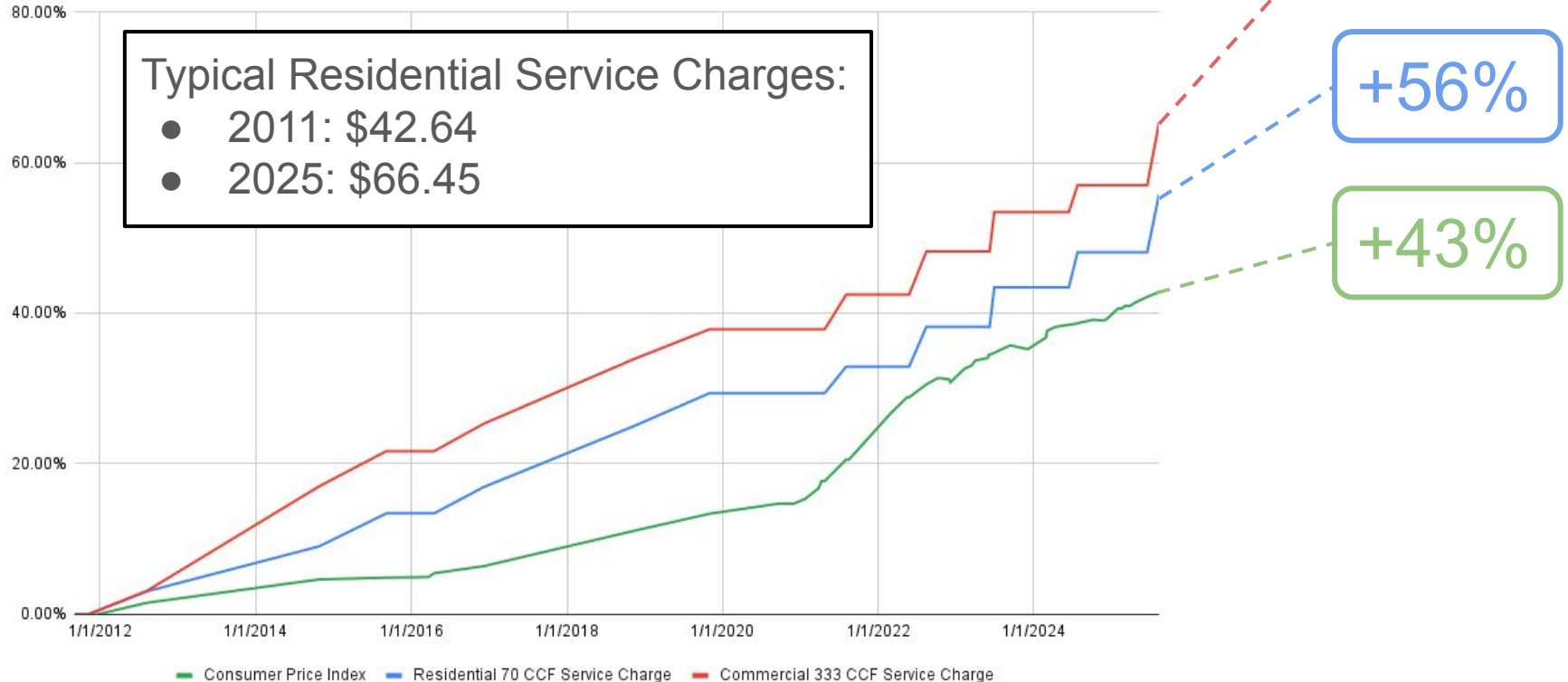


Wastewater and Stormwater Continued

- Going forward, the Commission is interested in how it might increase public outreach for continuing education of future workers.
 - Vocational Tech Schools
 - High Schools
 - Community Colleges
- Interested in attending public citizens invite to tour utility facilities.



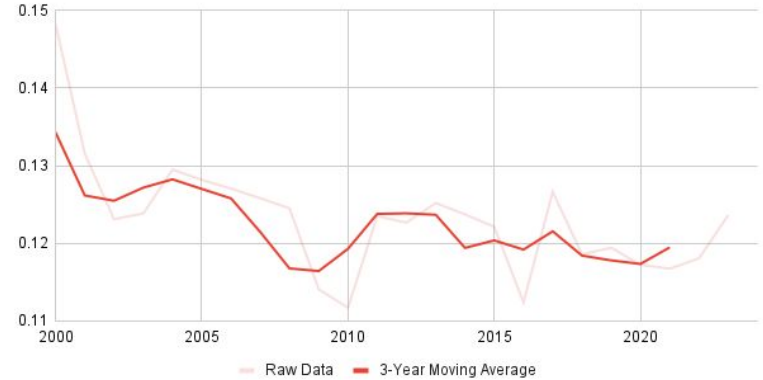
Gas Rates Are Rising Faster Than Inflation



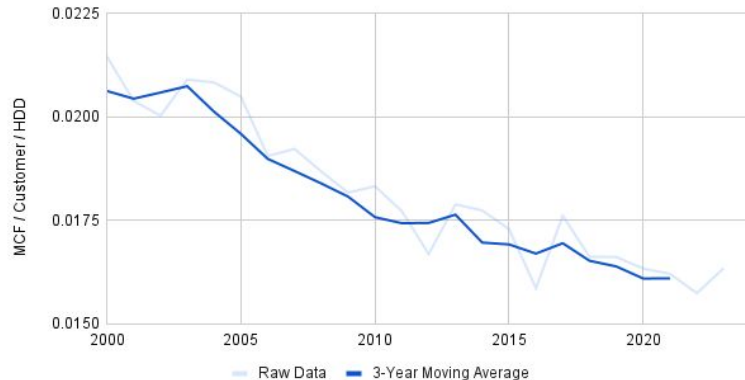
Gas Consumption is Down Regardless of Weather

17% Reduction

Commercial Gas Delivered Per Customer (Weather Normalized)



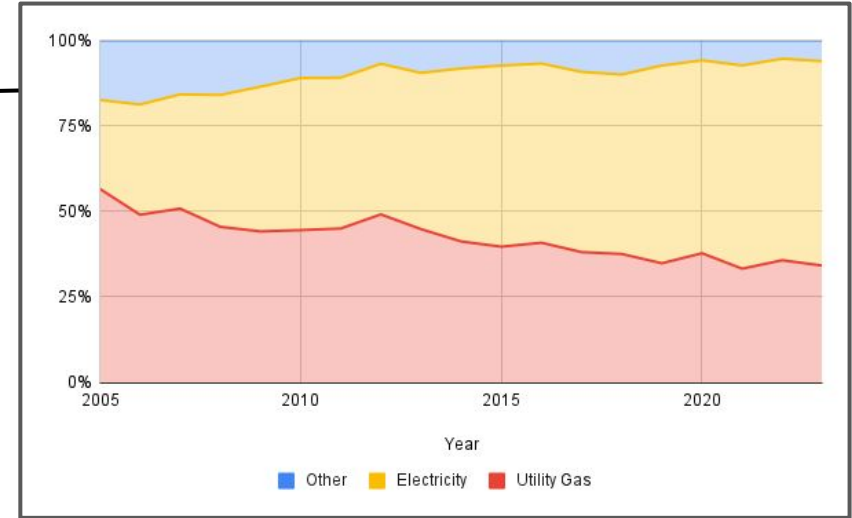
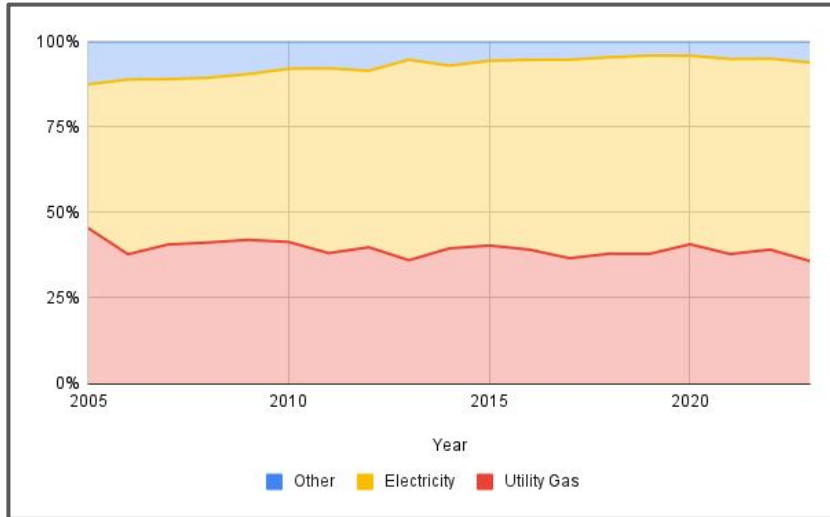
Residential Gas Delivered Per Customer (Weather Normalized)



24% Reduction

Gas Space Heating Is On The Decline

22% proportional reduction in
gas space heating in
Richmond City

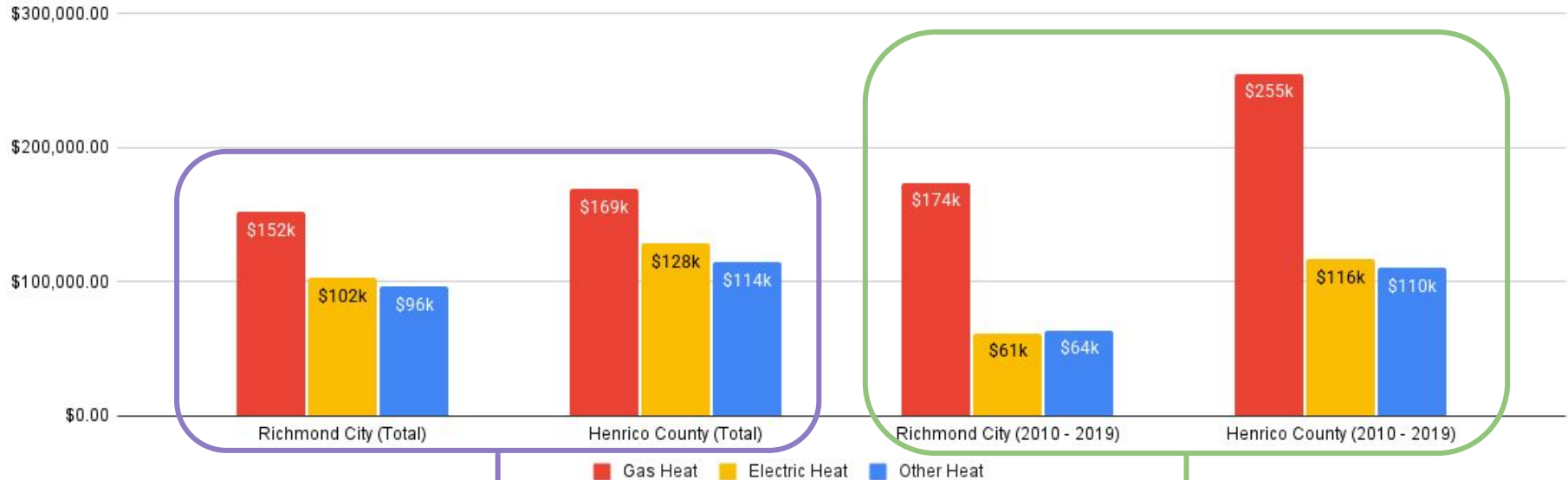


10% proportional reduction in
gas space heating in Henrico
County

Gas Recommendation: Eliminate Line Extension Allowances

- The Regulatory Assistance Project estimates that eliminating line extension allowances in Richmond could save customers **\$1 - \$4 million annually**.
- These savings will help **protect existing customers** by alleviating future rate increases and mitigating stranded asset risk.
- California, Colorado, Maryland, Massachusetts, Oregon, and Washington State have eliminated or restricted line extension allowances.
- New York State and Minnesota are currently considering eliminating line extension allowances.

Who Benefits From Line Extension Allowances?



Household Incomes of
All Homes

Household Incomes of
Homes Built 2010 - 2019