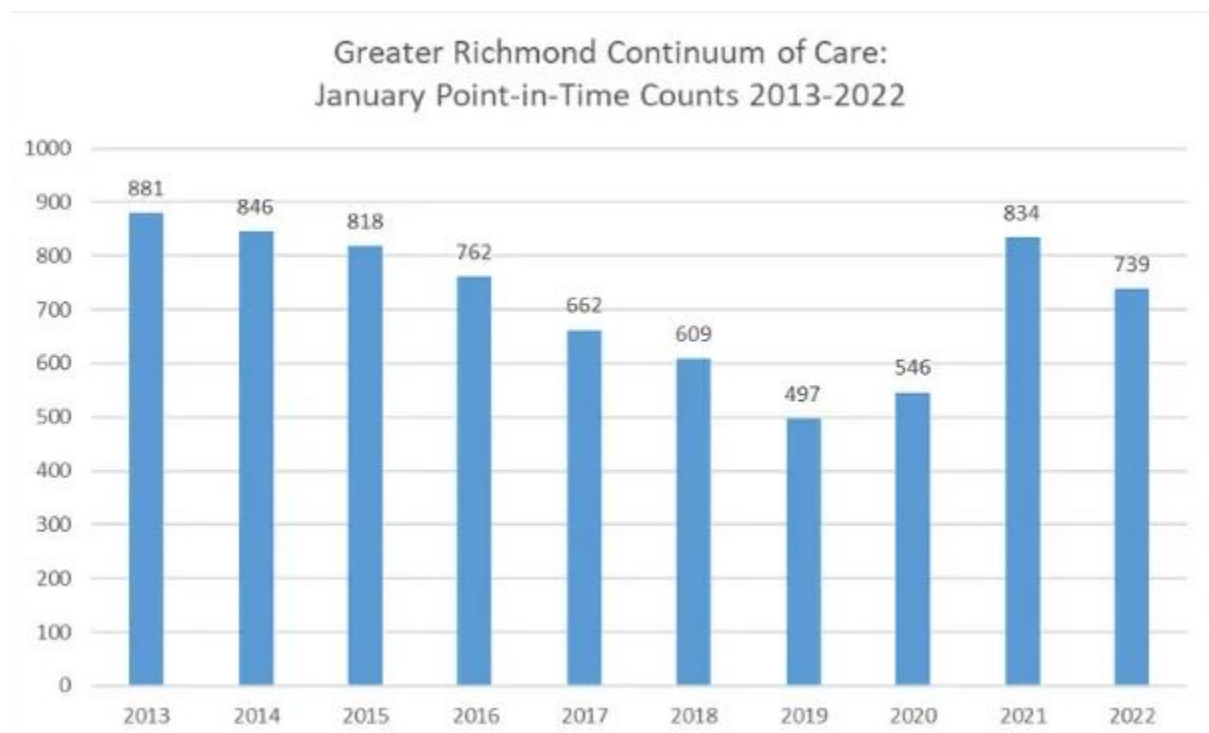


Greater Richmond Continuum of Care January 2022 Point in Time (PIT) Preliminary Data

The data gathered from the Greater Richmond Continuum of Care's (GRCoC) January 2022 Point in Time (PIT) count illustrates that a significant number of individuals and families in the Richmond region continue to experience homelessness. The January 2022 PIT count recorded 739 people experiencing homelessness. The 739 recorded persons is an 11% decrease from the January 2021 PIT count, which recorded 834 persons experiencing homelessness in the Richmond region. The 11% decrease since January 2021 is promising, however 739 recorded case of homelessness in January 2022 illustrates a 35% increase in the number of people experiencing homelessness compared to the January 2020 PIT count, which recorded 546 persons experiencing homelessness; the January 2020 PIT count gives the clearest picture of the Richmond region's homeless community prior to the COVID-19 pandemic. The chart below illustrates the PIT count totals over a ten year period.



Homeward and the Greater Richmond Continuum of Care's (GRCoC) service providers attribute the 11% decrease in homelessness to increased funding for homeless service providers, which allowed agencies to provide more services and transition clients to more stable housing options. While these decreases are promising, low rental vacancy rates and lack of deeply affordable housing continue to present themselves as critical challenges in our area. The scheduled closures of emergency shelters created during the pandemic may result in higher rates of homelessness in our region.

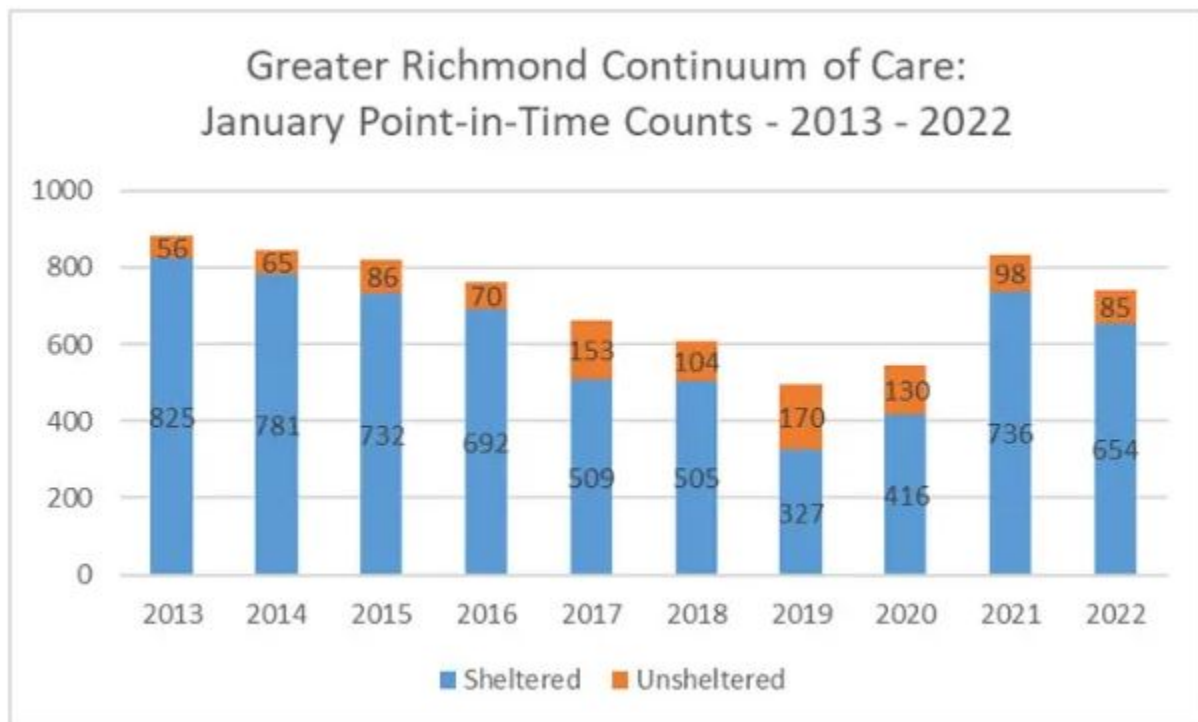
Homeward led and conducted the federally mandated PIT count, which took place on the night of January 26, 2022 and the morning of January 27, 2022. The count included individuals and families staying in shelter and living outside or in a place not meant for habitation. PIT data is based on the numbers of people counted by experienced and trained volunteers. The GRCoC uses HUD's

All preliminary data from the January 2022 PIT count is cited to Homeward.

definition of homelessness to conduct the count, which includes people staying in area shelters, such as emergency shelters, transitional housing, and sexual and domestic violence providers; people staying in hotels paid for by government or nonprofit agencies; and individuals staying outdoors or in a place not meant for habitation. The persons captured in the January 2022 count include the following:

- 41.0% were 55 years or older
- 61.8% reported their race as African-American/Black/African
- 28.7% reported their race as White
- 9.5% reported their race as multi-racial or another race

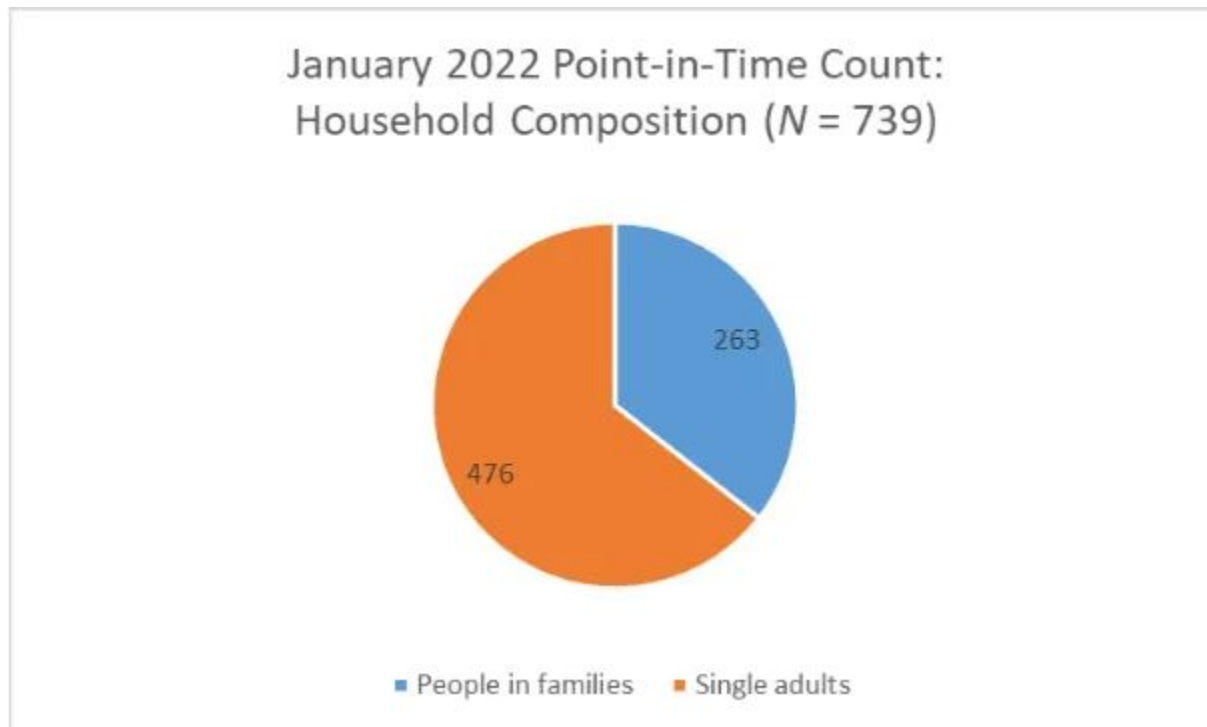
The Richmond region experienced declines in both sheltered and unsheltered homelessness between January 2021 and January 2022. The January 2022 PIT count of sheltered homelessness dropped by 11%, from 736 persons recorded January 2021 to 654 persons recorded in January 2022. Unsheltered homelessness decreased by 13%, from 98 persons recorded in January 2021 to 85 persons recorded in January 2022. A very crucial data point to consider is that unsheltered homelessness in January 2022 was 35% lower than the pre-pandemic levels in January 2020. The decline illustrates the direct effect additional funding, resources, and expanded housing options has on rates of unsheltered homelessness in the Richmond region. The chart below illustrates a ten year PIT count of sheltered homelessness versus unsheltered homelessness.



The January 2022 PIT count found 263 people in families that experience homelessness. This is a 4% decrease from July 2021 to January 2022 in families experiencing homelessness; it is of note that the number of family households experiencing homelessness recorded in the January 2022 count remains substantially higher than the Richmond region’s historical average. The lack of affordable housing is the primary driver of the increase in families experiencing homelessness. The chart below

All preliminary data from the January 2022 PIT count is cited to Homeward.

illustrates the break down between people in families and people in adult-only households experiencing homelessness.



Homeward and the Greater Richmond Continuum of Care surveyed a sample of unsheltered and sheltered individuals experiencing homelessness, placing emphasis on how the affects COVID-19 pandemic contributed to their experience. Homeward cited the following statistics from the surveys:

- 26.4% of individuals sampled attributed a job/income loss (at least in part) to COVID-19
- 18.2% of individuals sampled attributed their housing loss (at least in part) to COVID-19
- 68.6% of individuals sampled indicated that they were vaccinated against COVID-19

Immediate lessons that the GRCoC have taken from the January PIT count include:

- Emergency shelter is a life-saving intervention, but quality and affordable housing, steady income, and supportive services that enable housing stability end homelessness for our unhoused neighbors.
- The GRCoC's coordinated system and ability to respond quickly was vital in preventing an even larger crisis in 2020. An increased number of individuals and families have access to safe accommodations and housing resources as a result of the region's collaborative homeless services network.
- The Richmond region continues to see lower rates of COVID-19 transmission among people experiencing homelessness and homeless services staff that state or regional averages.

All preliminary data from the January 2022 PIT count is cited to Homeward.